





Nucleic Acid Product Sheet

Genomic DNA from HCMV strain AD-169 [ATCC® VR-538™] (ATCC® VR-538D™)

Please read this **FIRST**



Storage Temp.
-70°C or colder



Biosafety Level
1

Intended Use

This product is intended for research use only. It is not intended for any animal or human therapeutic or diagnostic use.

Citation of Strain

If use of this culture results in a scientific publication, it should be cited in that manuscript in the following manner: Genomic DNA from HCMV strain AD-169 [ATCC® VR-538™] (ATCC® VR-538D™)

Nucleic Acid Information

Total DNA from infected cells, 100 µL per vial

American Type Culture Collection
PO Box 1549
Manassas, VA 20108 USA
www.atcc.org

800.638.6597 or 703.365.2700
Fax: 703.365.2750
Email: Tech@atcc.org

Or contact your local distributor

Description

Source: Human herpesvirus 5

Designation: Genomic DNA from HCMV strain AD-169 [ATCC® VR-538™]

Description: Viral nucleic acids, including virus genomic DNA, in total DNA isolated from MRC-5 cells (ATCC® CCL-171™) infected with Human herpesvirus 5 (HCMV) strain AD-169 (ATCC® VR-538™). Virus and host cells are also available through the ATCC® Catalog. This product was prepared using methods known to inactivate viruses.

Note: DNA isolated from virally infected cells is appropriate for PCR and other molecular virology applications.

Batch-Specific Information

Refer to the Certificate of Analysis for batch-specific test results.

Preparation Procedure

1. Thaw the vial at room temperature and immediately place on ice. Avoid exposing the DNA to repeated freeze-thaw cycles as it may result in degradation of the DNA.
2. Gently mix the sample to ensure an even distribution of material.
3. Briefly centrifuge the tube before opening to ensure all liquid is at the bottom.

Quality Control Information

1. Store at -20°C or colder. -80°C or vapor-phase liquid nitrogen (-196°C) is preferred for long-term storage (more than one month).
2. Concentration is verified as > 1 µg/mL DNA by Picogreen® assay.
3. Purity is confirmed by OD₂₆₀/OD₂₈₀ ratio (> 1.7) of bulk DNA prior to dilution for product filling.
4. Integrity is inferred from observation of high molecular weight cellular DNA following electrophoresis 20 µL of product on a 0.8% agarose gel, visualized by ethidium bromide staining.
5. Functional activity is demonstrated by PCR amplification of a 500-3,000 bp amplicon using virus-specific primers.
6. Identity is confirmed by sequencing of ~300 base pairs of the PCR amplicon.
7. Absence of infectious virus is verified by incubation of 10% of each lot with susceptible host cells under appropriate conditions for a period of 7-14 days.

Biosafety Level: 1

Appropriate safety procedures should always be used with this material. Laboratory safety is discussed in the current publication of the *Biosafety in Microbiological and Biomedical Laboratories* from the U.S. Department of Health and Human Services Centers for Disease Control and Prevention and National Institutes for Health.

ATCC Warranty

The viability of ATCC® products is warranted for 30 days from the date of shipment, and is valid only if the product is stored and cultured according to the information included on this product information sheet. ATCC lists the media formulation that has been found to be effective for this strain. While other, unspecified media may also produce satisfactory results, a change in media or the absence of an additive from the ATCC recommended media may affect recovery, growth and/or function of this strain. If an alternative medium formulation is used, the ATCC warranty for viability is no longer valid.

Disclaimers

This product is intended for laboratory research purposes only. It is not intended for use in humans.

While ATCC uses reasonable efforts to include accurate and up-to-date information on this product sheet, ATCC makes no warranties or representations as to its accuracy. Citations from scientific literature and patents are provided for informational purposes only. ATCC does not warrant that such information has been confirmed to be accurate.

This product is sent with the condition that you are responsible for its safe storage, handling, and use. ATCC is not liable for any damages or injuries arising from receipt and/or use of this product. While reasonable effort is made to insure authenticity and reliability of strains on deposit, ATCC is not liable for damages arising from the misidentification or misrepresentation of cultures.

Please see the enclosed Material Transfer Agreement (MTA) for further details regarding the use of this



product. The MTA is also available on our Web site at www.atcc.org


Additional information on this culture is available on the ATCC web site at www.atcc.org.

© ATCC 2015. All rights reserved. ATCC is a registered trademark of the American Type Culture Collection. [10/02]


Nucleic Acid Product Sheet

Genomic DNA from HCMV strain AD-169 [ATCC® VR-538™] (ATCC® VR-538D™)

Please read this FIRST



Storage Temp.
-70°C or colder



Biosafety Level
1

Intended Use

This product is intended for research use only. It is not intended for any animal or human therapeutic or diagnostic use.

Citation of Strain

If use of this culture results in a scientific publication, it should be cited in that manuscript in the following manner: Genomic DNA from HCMV strain AD-169 [ATCC® VR-538™] (ATCC® VR-538D™)

Nucleic Acid Information

Total DNA from infected cells, 100 µL per vial

American Type Culture Collection
PO Box 1549
Manassas, VA 20108 USA
www.atcc.org

800.638.6597 or 703.365.2700
Fax: 703.365.2750
Email: Tech@atcc.org

Or contact your local distributor