





Product Sheet

# Hepatitis A virus (ATCC® VR-2092™)

Please read this FIRST



---



## Intended Use

This product is intended for research use only. It is not intended for any animal or human therapeutic or diagnostic use.

## Citation of Strain

If use of this culture results in a scientific publication, it should be cited in that manuscript in the following manner: Hepatitis A virus (ATCC® VR-2092™)

American Type Culture Collection  
PO Box 1549  
Manassas, VA 20108 USA  
[www.atcc.org](http://www.atcc.org)

800.638.6597 or 703.365.2700  
Fax: 703.365.2750  
Email: [Tech@atcc.org](mailto:Tech@atcc.org)

Or contact your local distributor

## Description

**Strain:** HM 175 (clone 4)  
**Classification:** *Picornaviridae*, *Hepatovirus*  
**Original Source:**  
Human stool specimens from outbreak of virus, Australia  
**Depositor:** NIH

## Batch-Specific Information

Refer to the Certificate of Analysis for batch-specific test results.

## Propagation

**Propagation Host:**  
**Recommended Host:** PrAGMkK  
**Effect on Host:**  
No, in vitro effects: cytopathic effects  
No CPE

**Medium:**  
Virus growth medium: DMEM (ATCC® 30-2002) + 10%FCS (ATCC® 30-2020)

## Growth Conditions

**Atmosphere:** 5% CO<sub>2</sub> in air recommended  
**Temperature:** 34.5°C  
Duration: 3-4 weeks

## Comments

Note: This material is cited in a U.S. and /or other Patent and may not be used to infringe the patent claims.

## References

References and other information relating to this product are available online at [www.atcc.org](http://www.atcc.org).

## Key Abbreviations

AGMkK, African green monkey kidney cells  
CPE, cytopathic effect  
DMEM, Dulbeccos Modified Eagless Medium  
FCS, fetal calf serum  
HuH7, Human hepatocellular carcinoma cells  
NIAID, National Institute of Allergy and Infectious Diseases  
NIH, National Institutes of Health  
mL, milliliter  
Pr, primary  
RT PCR, reverse transcriptase polymerase chain reaction  
TC, tissue culture  
TCID<sub>50</sub>(TCID<sub>50</sub>), The Tissue Culture Infectious Dose  
50% endpoint is the 50% infectious endpoint in cell culture. The TCID<sub>50</sub> is the dilution of virus that under the conditions of the assay can be expected to infect 50% of the culture vessels inoculated, just as a Lethal Dose 50% (LD<sub>50</sub>) is expected to kill half of the animals exposed. A reciprocal of the dilution required to yield the TCID<sub>50</sub> provides a measure of the titer (or infectivity) of a virus preparation.  
U.S., United States of America  
© ATCC 2005. All rights reserved.  
ATCC® is a registered trademark of the American Type Culture Collection.  
January/2005 dw

## Biosafety Level: 2



Appropriate safety procedures should always be used with this material. Laboratory safety is discussed in the current publication of the *Biosafety in Microbiological and Biomedical Laboratories* from the U.S. Department of Health and Human Services Centers for Disease Control and Prevention and National Institutes



Product Sheet

# Hepatitis A virus (ATCC® VR-2092™)

**Please read this FIRST**

	Storage Temp. <b>-70°C or colder</b>
-----	
	Biosafety Level <b>2</b>

**Intended Use**

This product is intended for research use only. It is not intended for any animal or human therapeutic or diagnostic use.

**Citation of Strain**

If use of this culture results in a scientific publication, it should be cited in that manuscript in the following manner: Hepatitis A virus (ATCC® VR-2092™)

for Health.

**ATCC Warranty**

The viability of ATCC® products is warranted for 30 days from the date of shipment, and is valid only if the product is stored and cultured according to the information included on this product information sheet. ATCC lists the media formulation that has been found to be effective for this strain. While other, unspecified media may also produce satisfactory results, a change in media or the absence of an additive from the ATCC recommended media may affect recovery, growth and/or function of this strain. If an alternative medium formulation is used, the ATCC warranty for viability is no longer valid.

**Disclaimers**

This product is intended for laboratory research purposes only. It is not intended for use in humans. While ATCC uses reasonable efforts to include accurate and up-to-date information on this product sheet, ATCC makes no warranties or representations as to its accuracy. Citations from scientific literature and patents are provided for informational purposes only. ATCC does not warrant that such information has been confirmed to be accurate.

This product is sent with the condition that you are responsible for its safe storage, handling, and use. ATCC is not liable for any damages or injuries arising from receipt and/or use of this product. While reasonable effort is made to insure authenticity and reliability of strains on deposit, ATCC is not liable for damages arising from the misidentification or misrepresentation of cultures.

Please see the enclosed Material Transfer Agreement (MTA) for further details regarding the use of this product. The MTA is also available on our Web site at [www.atcc.org](http://www.atcc.org)

Additional information on this culture is available on the ATCC web site at [www.atcc.org](http://www.atcc.org).  
© ATCC 2013. All rights reserved. ATCC is a registered trademark of the American Type Culture Collection. [02/05]

American Type Culture Collection  
PO Box 1549  
Manassas, VA 20108 USA  
[www.atcc.org](http://www.atcc.org)

800.638.6597 or 703.365.2700  
Fax: 703.365.2750  
Email: [Tech@atcc.org](mailto:Tech@atcc.org)

Or contact your local distributor