





Product Sheet

# Human echovirus 1 (ATCC® VR-1808™)

## Please read this FIRST



---



## Intended Use

This product is intended for research use only. It is not intended for any animal or human therapeutic or diagnostic use.

## Citation of Strain

If use of this culture results in a scientific publication, it should be cited in that manuscript in the following manner: Human echovirus 1 (ATCC® VR-1808™)

American Type Culture Collection  
PO Box 1549  
Manassas, VA 20108 USA  
[www.atcc.org](http://www.atcc.org)

800.638.6597 or 703.365.2700  
Fax: 703.365.2750  
Email: [Tech@atcc.org](mailto:Tech@atcc.org)

Or contact your local distributor

## Description

**Strain:** Farouk  
**Classification:** *Picornaviridae, Enterovirus, Enterovirus B*  
**Original Source:** Feces from normal infant, Egypt, 1951  
**Depositor:** JL Melnick, Yale University School of Medicine

## Batch-Specific Information

Refer to the Certificate of Analysis for batch-specific test results.

## Propagation

**Propagation Host:**  
LLC-MK2 cells (ATCC® CCL-7.1™)  
**Effect on Host:**  
CPE, rounding and sloughing

**Medium:**  
EMEM (ATCC® 30-2003™) + 2% FBS (ATCC® 30-2020™)

## Growth Conditions

**Temperature:** 37°C

**Recommendations for Infection:** For best results, infection should be performed on an 80-90% confluent, 18-48 hour old cellular monolayer. Prepare dilution of virus in minimum amount of volume (e.g. 1 mL per 25 cm<sup>2</sup>), optimized for propagation (e.g. MOI 0.01-0.1 recommended). Wash monolayer two times with PBS or serum free medium prior to inoculation. Adsorb virus dilution for 1-2 hours at 37°C in a humidified 5% CO<sub>2</sub> atmosphere, rocking every 20-30 minutes to redistribute inoculum. End adsorption by adding virus growth medium.

**Incubation:** 2-5 days at 37°C in a humidified 5% CO<sub>2</sub> atmosphere, until CPE is progressed through 80% of the monolayer.

## Comments

This item has been treated with diethyl ether to remove *Mycoplasma* at the ATCC. The previous item number was VR-31™

Monkeys and rabbits yield satisfactory immune sera. No apparent infection in monkeys, rabbits or newborn mice. Cross-reacts antigenically with Echovirus 8.

## References

References and other information relating to this product are available online at [www.atcc.org](http://www.atcc.org).

## Key Abbreviations

CPE, cytopathic effect  
EMEM, Eagle's minimum essential medium  
FBS, fetal bovine serum  
LLC-MK2, rhesus monkey kidney cells  
MOI, multiple of infection  
PBS, Phosphate buffered saline

## Biosafety Level: 2

Appropriate safety procedures should always be used with this material. Laboratory safety is discussed in the current publication of the *Biosafety in Microbiological and Biomedical Laboratories* from the U.S. Department of Health and Human Services Centers for Disease Control and Prevention and National Institutes for Health.



## ATCC Warranty



Product Sheet

# Human echovirus 1 (ATCC® VR-1808™)

## Please read this FIRST

	Storage Temp. <b>-70°C or colder</b>
.....	
	Biosafety Level <b>2</b>

## Intended Use

This product is intended for research use only. It is not intended for any animal or human therapeutic or diagnostic use.

## Citation of Strain

If use of this culture results in a scientific publication, it should be cited in that manuscript in the following manner: Human echovirus 1 (ATCC® VR-1808™)

The viability of ATCC® products is warranted for 30 days from the date of shipment, and is valid only if the product is stored and cultured according to the information included on this product information sheet. ATCC lists the media formulation that has been found to be effective for this strain. While other, unspecified media may also produce satisfactory results, a change in media or the absence of an additive from the ATCC recommended media may affect recovery, growth and/or function of this strain. If an alternative medium formulation is used, the ATCC warranty for viability is no longer valid.

## Disclaimers

This product is intended for laboratory research purposes only. It is not intended for use in humans. While ATCC uses reasonable efforts to include accurate and up-to-date information on this product sheet, ATCC makes no warranties or representations as to its accuracy. Citations from scientific literature and patents are provided for informational purposes only. ATCC does not warrant that such information has been confirmed to be accurate.

This product is sent with the condition that you are responsible for its safe storage, handling, and use. ATCC is not liable for any damages or injuries arising from receipt and/or use of this product. While reasonable effort is made to insure authenticity and reliability of strains on deposit, ATCC is not liable for damages arising from the misidentification or misrepresentation of cultures.

Please see the enclosed Material Transfer Agreement (MTA) for further details regarding the use of this product. The MTA is also available on our Web site at [www.atcc.org](http://www.atcc.org)

Additional information on this culture is available on the ATCC web site at [www.atcc.org](http://www.atcc.org).

© ATCC 2014. All rights reserved. ATCC is a registered trademark of the American Type Culture Collection. [05/01]

American Type Culture Collection  
PO Box 1549  
Manassas, VA 20108 USA  
[www.atcc.org](http://www.atcc.org)

800.638.6597 or 703.365.2700  
Fax: 703.365.2750  
Email: [Tech@atcc.org](mailto:Tech@atcc.org)

Or contact your local distributor