




## Nucleic Acid Product Sheet


# Influenza A virus (H3N2) (ATCC® VR-1680D™)

### Please read this FIRST



Storage Temp.  
**-70°C or colder**

---



Biosafety Level  
**1**

### Intended Use

This product is intended for research use only. It is not intended for any animal or human therapeutic or diagnostic use.

### Citation of Strain

If use of this culture results in a scientific publication, it should be cited in that manuscript in the following manner: Influenza A virus (H3N2) (ATCC® VR-1680D™)

### Nucleic Acid Information

Total RNA: 100 µL per vial

American Type Culture Collection  
PO Box 1549  
Manassas, VA 20108 USA  
[www.atcc.org](http://www.atcc.org)

800.638.6597 or 703.365.2700  
Fax: 703.365.2750  
Email: [Tech@atcc.org](mailto:Tech@atcc.org)

Or contact your local distributor

### Description

**Source:** Influenza A virus (H3N2)

**Designation:** Genomic RNA from Influenza A virus (TC adapted) strain A/Aichi/2/68 (H3N2) [ATCC® VR-1680™]

#### Description:

This product is a preparation of genomic RNA isolated from MDCK cells (ATCC® CCL-34™) infected with Influenza A virus (H3N2), strain A/Aichi/2/68 (ATCC® VR-1680™). This product was prepared using methods known to inactivate viruses. It is suitable for use in RT-PCR or other RNA-based procedures. Source organism and host cells are also available through the ATCC® Catalog.

**Note:** This product is suitable for use in RT-PCR or other RNA-based procedures.

### Batch-Specific Information

Refer to the Certificate of Analysis for batch-specific test results.

### Preparation Procedure

1. Thaw the vial at room temperature and immediately place on ice. Avoid exposing the RNA to repeated freeze-thaw cycles as it may result in degradation of the RNA.
2. Gently mix the sample to ensure an even distribution of material.
3. Briefly centrifuge the tube before opening to ensure all liquid is at the bottom.

### Quality Control Information

1. Concentration is verified as 380 ng/100 µL by RiboGreen® assay.
2. Integrity is inferred from observation of intact RT-PCR product on a 1.2% agarose gel, visualized by ethidium bromide staining.
3. Functional activity is demonstrated by RT-PCR amplification of ≥ 500 bp amplicon dilutable ≥ 10 fold.
4. Identity is confirmed by sequence analysis of the RT-PCR amplicon.
5. Virus inactivation is verified by the incubation of 10% of input seed on susceptible host cells followed by evaluation for cytopathic effect.

### Biosafety Level: 1

Appropriate safety procedures should always be used with this material. Laboratory safety is discussed in the current publication of the *Biosafety in Microbiological and Biomedical Laboratories* from the U.S. Department of Health and Human Services Centers for Disease Control and Prevention and National Institutes for Health.

### ATCC Warranty

The viability of ATCC® products is warranted for 30 days from the date of shipment, and is valid only if the product is stored and cultured according to the information included on this product information sheet. ATCC lists the media formulation that has been found to be effective for this strain. While other, unspecified media may also produce satisfactory results, a change in media or the absence of an additive from the ATCC recommended media may affect recovery, growth and/or function of this strain. If an alternative medium formulation is used, the ATCC warranty for viability is no longer valid.

### Disclaimers

This product is intended for laboratory research purposes only. It is not intended for use in humans.

While ATCC uses reasonable efforts to include accurate and up-to-date information on this product sheet, ATCC makes no warranties or representations as to its accuracy. Citations from scientific literature and patents are provided for informational purposes only. ATCC does not warrant that such information has been confirmed to be accurate.

This product is sent with the condition that you are responsible for its safe storage, handling, and use. ATCC is not liable for any damages or injuries arising from receipt and/or use of this product. While reasonable effort is made to insure authenticity and reliability of strains on deposit, ATCC is not liable for damages arising from the misidentification or misrepresentation of cultures.

Please see the enclosed Material Transfer Agreement (MTA) for further details regarding the use of this product. The MTA is also available on our Web site at [www.atcc.org](http://www.atcc.org)




Nucleic Acid Product Sheet

**Influenza A virus (H3N2)**  
**(ATCC® VR-1680D™)**


---

Please read this FIRST



Storage Temp.  
**-70°C or colder**

---



Biosafety Level  
**1**

---

**Intended Use**

This product is intended for research use only. It is not intended for any animal or human therapeutic or diagnostic use.

---

**Citation of Strain**

If use of this culture results in a scientific publication, it should be cited in that manuscript in the following manner: Influenza A virus (H3N2) (ATCC® VR-1680D™)

---

**Nucleic Acid Information**

Total RNA: 100 µL per vial

American Type Culture Collection  
PO Box 1549  
Manassas, VA 20108 USA  
[www.atcc.org](http://www.atcc.org)

800.638.6597 or 703.365.2700  
Fax: 703.365.2750  
Email: [Tech@atcc.org](mailto:Tech@atcc.org)

*Or contact your local distributor*