





Product Sheet

Gallid herpesvirus 2 (ATCC® VR-1576™)

Please read this **FIRST**

	Storage Temp. Vapor phase of liquid Nitrogen
	Biosafety Level 2

Intended Use

This product is intended for research use only. It is not intended for any animal or human therapeutic or diagnostic use.

Citation of Strain

If use of this culture results in a scientific publication, it should be cited in that manuscript in the following manner: Gallid herpesvirus 2 (ATCC® VR-1576™)

American Type Culture Collection
PO Box 1549
Manassas, VA 20108 USA
www.atcc.org

800.638.6597 or 703.365.2700
Fax: 703.365.2750
Email: Tech@atcc.org

Or contact your local distributor

Description

Strain: 648A
Classification: *Herpesviridae, Mardivirus*
Original Source:
Isolated from chicken blood lymphocytes
Depositor: RL Witter

Batch-Specific Information

Refer to the Certificate of Analysis for batch-specific test results.

Propagation

Propagation Host:

Recommended Host: Duck or chick embryo fibroblast cultures (e. g. ATCC® CRL-1590™)

Effect on Host:

Infection produces focal CPE in cell culture (plaques) consisting of rounded cells and polykaryocytes. In chickens, induces lymphoproliferative lesions (tumors) in peripheral nerves and viscera which cause paralysis and death.

Effects: Infection produces focal CPE in cell culture (plaques) consisting of rounded cells and polykaryocytes. In chickens, induces lymphoproliferative lesions (tumors) in peripheral nerves and viscera which cause paralysis and death.

Medium:

Virus growth medium: Liebovitz McCoy (ATCC® 30-2007) medium or Virus growth medium: EMEM (ATCC® 30-2003) with 1-4% FBS (ATCC® 30-2020)

Growth Conditions

Atmosphere: 5% CO₂ in air recommended

Temperature: 38.0°C

Duration: 4-7 days required for infection. Virus is highly cell associated and must be preserved in the form of viable cryopreserved cells.

Comments

Widely recognized representative of the MDV vv+ pathotype. With strains JM (v pathotype; ATCC® VR-585™) and Md-5 (vv pathotype; ATCC® VR-987™) can be used to classify new viral strains for pathotype. Highly virulent in chickens; may produce disease in chickens vaccinated with HVT or HVT+ serotype 2 vaccines. Also infects turkeys and quail. The virus is highly cell associated and must be propagated and stored as viable infected cells. A stock of infected cells at high density (10⁷/mL) typically has an infectivity titer of about 10⁶ PFU/mL.

References

References and other information relating to this product are available online at www.atcc.org.

Key Abbreviations

(define all abbreviations used on master product sheet and batch product sheet)

CPE, cytopathic effect

DMSO, dimethylsulfoxide

EMEM, Eagles minimum essential medium

FBS, fetal bovine serum

© ATCC 2009. All rights reserved.

ATCC® is a registered trademark of the American Type Culture Collection.

08/09 PF

Biosafety Level: 2



Appropriate safety procedures should always be used with this material. Laboratory safety is discussed in the current publication of the *Biosafety in Microbiological and Biomedical Laboratories* from the U.S. Department of Health and Human Services Centers for Disease Control and Prevention and National Institutes for Health.



Product Sheet

Gallid herpesvirus 2 (ATCC® VR-1576™)

Please read this FIRST

	Storage Temp. Vapor phase of liquid Nitrogen
	Biosafety Level 2

Intended Use

This product is intended for research use only. It is not intended for any animal or human therapeutic or diagnostic use.

Citation of Strain

If use of this culture results in a scientific publication, it should be cited in that manuscript in the following manner: Gallid herpesvirus 2 (ATCC® VR-1576™)

ATCC Warranty

The viability of ATCC® products is warranted for 30 days from the date of shipment, and is valid only if the product is stored and cultured according to the information included on this product information sheet. ATCC lists the media formulation that has been found to be effective for this strain. While other, unspecified media may also produce satisfactory results, a change in media or the absence of an additive from the ATCC recommended media may affect recovery, growth and/or function of this strain. If an alternative medium formulation is used, the ATCC warranty for viability is no longer valid.

Disclaimers

This product is intended for laboratory research purposes only. It is not intended for use in humans. While ATCC uses reasonable efforts to include accurate and up-to-date information on this product sheet, ATCC makes no warranties or representations as to its accuracy. Citations from scientific literature and patents are provided for informational purposes only. ATCC does not warrant that such information has been confirmed to be accurate.

This product is sent with the condition that you are responsible for its safe storage, handling, and use. ATCC is not liable for any damages or injuries arising from receipt and/or use of this product. While reasonable effort is made to insure authenticity and reliability of strains on deposit, ATCC is not liable for damages arising from the misidentification or misrepresentation of cultures.

Please see the enclosed Material Transfer Agreement (MTA) for further details regarding the use of this product. The MTA is also available on our Web site at www.atcc.org

Additional information on this culture is available on the ATCC web site at www.atcc.org.

© ATCC 2016. All rights reserved. ATCC is a registered trademark of the American Type Culture Collection. [07/01]

American Type Culture Collection
PO Box 1549
Manassas, VA 20108 USA
www.atcc.org

800.638.6597 or 703.365.2700
Fax: 703.365.2750
Email: Tech@atcc.org

Or contact your local distributor