




## Product Sheet


# CEM-CM3 (ATCC® TIB-195™)

Please read this FIRST



Storage Temp.  
**liquid nitrogen  
vapor phase**

---



Biosafety Level  
**1**

### Intended Use

This product is intended for research use only. It is not intended for any animal or human therapeutic or diagnostic use.

### Complete Growth Medium

RPMI 1640 medium with 2 mM L-glutamine adjusted to contain 1.5 g/L sodium bicarbonate, 4.5 g/L glucose, 10 mM HEPES and 1.0 mM sodium pyruvate and supplemented with 0.015 mg/ml 8-azaguanine, 90%; fetal bovine serum, 10%

### Citation of Strain

If use of this culture results in a scientific publication, it should be cited in that manuscript in the following manner: CEM-CM3 (ATCC® TIB-195™)

American Type Culture Collection  
PO Box 1549  
Manassas, VA 20108 USA  
[www.atcc.org](http://www.atcc.org)

800.638.6597 or 703.365.2700  
Fax: 703.365.2750  
Email: [Tech@atcc.org](mailto:Tech@atcc.org)

Or contact your local distributor

## Description

**Organism:** *Homo sapiens*, human  
**Tissue:** peripheral blood  
**Disease:** acute lymphoblastic leukemia  
**Cell Type:** T lymphoblast  
**Age:** 4 years  
**Gender:** female  
**Morphology:** lymphoblast  
**Growth Properties:** suspension  
**DNA Profile:**  
Amelogenin: X  
CSF1PO: 11  
D13S317: 12  
D16S539: 10,12  
D5S818: 12,13  
D7S820: 10,13  
THO1: 6,7  
TPOX: 8  
vWA: 18,19

## Batch-Specific Information

Refer to the Certificate of Analysis for batch-specific test results.

## SAFETY PRECAUTION

ATCC highly recommends that protective gloves and clothing always be used and a full face mask always be worn when handling frozen vials. It is important to note that some vials leak when submersed in liquid nitrogen and will slowly fill with liquid nitrogen. Upon thawing, the conversion of the liquid nitrogen back to its gas phase may result in the vessel exploding or blowing off its cap with dangerous force creating flying debris.

## Unpacking & Storage Instructions

1. Check all containers for leakage or breakage.
2. Remove the frozen cells from the dry ice packaging and immediately place the cells at a temperature below -130°C, preferably in liquid nitrogen vapor, until ready for use.

## Handling Procedure for Frozen Cells

### HANDLING PROCEDURE FOR FROZEN CELLS

- Initiate culture as soon as possible upon receipt.
- Thaw by rapid agitation in 37°C water bath. Thawing should be rapid (within 40-60 seconds). As soon as the ice is melted, remove the ampule from the water bath and immerse in 70% ethanol at room temperature. All of the operations from this point on should be carried out under strict aseptic conditions.
- Transfer the cell suspension and dilute it with the recommended culture medium in a culture flask (see specific batch information above for dilution ratio); incubate at 37°C with 5% CO<sub>2</sub> in air atmosphere. Since it is important to avoid excessive alkalinity of the medium during recovery of the cells, it is suggested that the culture medium be placed into the culture flask, tube, etc. and the pH be adjusted, as necessary, prior to the addition of the ampule contents. Note that the bicarbonate content of the culture medium will determine whether an atmosphere containing CO<sub>2</sub> will be required.
- It is not necessary to remove the freezing additive. However, if desired, the culture medium may be changed to remove the protective freezing additive (dimethylsulfoxide) 24 hours after thawing. If it is desired that the freezing additive be removed immediately, or that a more concentrated cell suspension be obtained, centrifuge the above diluted suspension at approximately 125 xg for 10 minutes, discard the fluid and resuspend the cells with growth medium at the dilution ratio given in the specific batch information above.



## Handling Procedure for Flask Cultures



## Product Sheet

# CEM-CM3 (ATCC® TIB-195™)

Please read this FIRST

	Storage Temp. <b>liquid nitrogen</b> vapor phase
	Biosafety Level <b>1</b>

### Intended Use

This product is intended for research use only. It is not intended for any animal or human therapeutic or diagnostic use.

### Complete Growth Medium

RPMI 1640 medium with 2 mM L-glutamine adjusted to contain 1.5 g/L sodium bicarbonate, 4.5 g/L glucose, 10 mM HEPES and 1.0 mM sodium pyruvate and supplemented with 0.015 mg/ml 8-azaguanine, 90%; fetal bovine serum, 10%

### Citation of Strain

If use of this culture results in a scientific publication, it should be cited in that manuscript in the following manner: CEM-CM3 (ATCC® TIB-195™)

American Type Culture Collection  
PO Box 1549  
Manassas, VA 20108 USA  
[www.atcc.org](http://www.atcc.org)

800.638.6597 or 703.365.2700  
Fax: 703.365.2750  
Email: [Tech@atcc.org](mailto:Tech@atcc.org)

Or contact your local distributor

### HANDLING PROCEDURE FOR FLASK CULTURES (SUSPENSION)

The flask was seeded with cells (see specific batch information above for concentration), grown and completely filled with medium to prevent loss of cells in transit. Upon receipt incubate the flask in an upright position for several hours to return the flask contents to 37°C. After the temperature has equilibrated, aseptically remove the entire contents of the flask and centrifuge at 300 xg for 15 minutes. Resuspend the cell pellet in 10-12 ml of the shipping medium. From this suspension remove a sample for a cell count and viability so that the cell density of the suspension can be adjusted to 1-2 x 10<sup>5</sup> viable cells/ml. If the suspension needs to be diluted use the shipping medium. Incubate the culture in a flat position at 37°C in a 5% CO<sub>2</sub> in air atmosphere. Maintain the cell density of the culture as suggested under the subculture procedure described above.



### Subculturing Procedure

Protocol: Cultures can be maintained by addition or replacement of fresh medium. Start cultures at 1 x 10<sup>5</sup> cells/ml and maintain between 1 x 10<sup>5</sup> and 1 x 10<sup>6</sup> cells/ml. Medium Renewal: Every 2 to 3 days



### Comments

This line was derived from CCRF-CEM (see ATCC CCL-119) by selecting for resistance to 8-azaguanine.

The line has been used as a fusion partner in the production of human-human T cell hybridomas.



### References

References and other information relating to this product are available online at [www.atcc.org](http://www.atcc.org).



### Biosafety Level: 1

Appropriate safety procedures should always be used with this material. Laboratory safety is discussed in the current publication of the *Biosafety in Microbiological and Biomedical Laboratories* from the U.S. Department of Health and Human Services Centers for Disease Control and Prevention and National Institutes for Health.

### ATCC Warranty

ATCC® products are warranted for 30 days from the date of shipment, and this warranty is valid only if the product is stored and handled according to the information included on this product information sheet. If the ATCC® product is a living cell or microorganism, ATCC lists the media formulation that has been found to be effective for this product. While other, unspecified media may also produce satisfactory results, a change in media or the absence of an additive from the ATCC recommended media may affect recovery, growth and/or function of this product. If an alternative medium formulation is used, the ATCC warranty for viability is no longer valid.

### Disclaimers

This product is intended for laboratory research purposes only. It is not intended for use in humans.

While ATCC uses reasonable efforts to include accurate and up-to-date information on this product sheet, ATCC makes no warranties or representations as to its accuracy. Citations from scientific literature and patents are provided for informational purposes only. ATCC does not warrant that such information has been confirmed to be accurate.

This product is sent with the condition that you are responsible for its safe storage, handling, and use. ATCC is not liable for any damages or injuries arising from receipt and/or use of this product. While reasonable effort is made to insure authenticity and reliability of materials on deposit, ATCC is not liable for damages arising from the misidentification or misrepresentation of such materials.



Please see the enclosed Material Transfer Agreement (MTA) for further details regarding the use of this product. The MTA is also available on our Web site at [www.atcc.org](http://www.atcc.org)



Product Sheet

**CEM-CM3 (ATCC® TIB-195™)**

Please read this FIRST

	Storage Temp. <b>liquid nitrogen</b> <b>vapor phase</b>
	Biosafety Level <b>1</b>

**Intended Use**

This product is intended for research use only. It is not intended for any animal or human therapeutic or diagnostic use.

**Complete Growth Medium**

RPMI 1640 medium with 2 mM L-glutamine adjusted to contain 1.5 g/L sodium bicarbonate, 4.5 g/L glucose, 10 mM HEPES and 1.0 mM sodium pyruvate and supplemented with 0.015 mg/ml 8-azaguanine, 90%; fetal bovine serum, 10%

**Citation of Strain**

If use of this culture results in a scientific publication, it should be cited in that manuscript in the following manner: CEM-CM3 (ATCC® TIB-195™)

American Type Culture Collection  
PO Box 1549  
Manassas, VA 20108 USA  
[www.atcc.org](http://www.atcc.org)

800.638.6597 or 703.365.2700  
Fax: 703.365.2750  
Email: [Tech@atcc.org](mailto:Tech@atcc.org)

Or contact your local distributor