





Product Sheet

Acanthamoeba castellanii (ATCC® PRA-107™)

Please read this FIRST



Storage Temp.
liquid nitrogen
vapor phase



Biosafety Level
2

Intended Use

This product is intended for research use only. It is not intended for any animal or human therapeutic or diagnostic use.

Citation of Strain

If use of this culture results in a scientific publication, it should be cited in that manuscript in the following manner: *Acanthamoeba castellanii* (ATCC® PRA-107™)

American Type Culture Collection
PO Box 1549
Manassas, VA 20108 USA
www.atcc.org

800.638.6597 or 703.365.2700
Fax: 703.365.2750
Email: Tech@atcc.org

Or contact your local distributor

Description

Strain Designation: 4CL
Deposited Name: *Acanthamoeba castellanii* (Douglas) Page
Depositor: J Walochnik
Isolation:
clinical specimen - human
Vienna Austria
Isolation date: 1996

Propagation

Growth Conditions

Temperature: 25.0°C

Duration: axenic

Protocol: This strain is distributed as a freeze-dried preparation. See the general procedures for opening a freeze-dried vial. Aseptically add 0.5 ml of ice cold medium containing 12% (w/v) sucrose to the freeze-dried inner shell vial. Once the culture is completely rehydrated, aseptically add 1 ml of ATCC medium 712 and distribute to a 16 X 125 mm plastic screw-capped test tube or a T-25 tissue culture flask containing 5.0 ml of the same medium. Incubate the test tube culture horizontally with the cap on tight. Trophozoites should be evident in 1-5 days.

Interval: every month

Medium

ATCC® Medium 712: PYG w/ Additives

Instructions for Complete Medium

ATCC Medium 712

Culture Maintenance

1. When the culture is at or near peak density, vigorously agitate the culture.
2. Transfer approximately 0.25 ml to a fresh tube or flask containing 5 ml of fresh ATCC medium 712.
3. Screw the caps on tightly and incubate at 25°C (incubate test tubes at a 15° horizontal slant).
4. The amoebae will form an almost continuous sheet of cells on the bottom surface of the flask or test tube. Repeat steps 1-3 at 10-14 d intervals.

Cryopreservation

Storage temperature: liquid nitrogen vapor phase



1. To achieve the best results set up cultures with several different inocula (e.g. 0.25 ml, 0.5 ml, 1.0 ml). Harvest cultures and pool when the culture that received the lowest inoculum is at or near peak density.
2. If the cell concentration exceeds the required level do not centrifuge, but adjust the concentration to between 2×10^6 and 2×10^7 cysts/ml with fresh medium. If the concentration is too low, centrifuge at 600 x g for 5 min and resuspend the pellet in the volume of fresh medium required to yield the desired concentration.
3. While cells are centrifuging prepare a 15% (v/v) solution of sterile DMSO as follows: Add the required volume of DMSO to a glass screw-capped test tube and place it in an ice bath. Allow the DMSO to solidify. Add the required volume of refrigerated medium. Dissolve the DMSO by inverting the tube several times.
*NOTE: If the DMSO solution is not prepared on ice, an exothermic reaction will occur that may precipitate certain components of the medium.
4. Mix the cell preparation and the DMSO in equal portions. Thus, the final concentration will be between 10^6 and 10^7 cells/ml and 7.5% (v/v) DMSO. The time from the mixing of the cell preparation and DMSO stock solution before the freezing process is begun should be no less than 15 min and no longer than 30 min.
5. Dispense in 0.5 ml aliquots into 1.0 - 2.0 ml sterile plastic screw-capped cryules (special plastic vials for cryopreservation).
6. Place the vials in a controlled rate freezing unit. From room temperature cool at $-1^\circ\text{C}/\text{min}$ to -40°C . If the freezing unit can compensate for the heat of fusion, maintain rate at $-1^\circ\text{C}/\text{min}$ through the heat of fusion. At -40°C plunge into liquid nitrogen. Alternatively, place the vials in a Nalgene 1°C freezing apparatus. Place the apparatus at -80°C for 1.5 to 2 hours and then plunge ampules into liquid nitrogen. (The cooling rate in this apparatus is approximately $-1^\circ\text{C}/\text{min}$.)
7. The frozen preparations are stored in either the vapor or liquid phase of a nitrogen freezer.



Product Sheet

Acanthamoeba castellanii (ATCC® PRA-107™)

Please read this FIRST

	Storage Temp. liquid nitrogen vapor phase
.....	
	Biosafety Level 2

Intended Use

This product is intended for research use only. It is not intended for any animal or human therapeutic or diagnostic use.

Citation of Strain

If use of this culture results in a scientific publication, it should be cited in that manuscript in the following manner: *Acanthamoeba castellanii* (ATCC® PRA-107™)

8. To establish a culture from the frozen state place an ampule in a water bath set at 35°C (2-3 min). Immerse the vial just sufficient to cover the frozen material. Do not agitate the vial.

9. Immediately after thawing, aseptically remove the contents of the ampule and inoculate into 5 ml of fresh ATCC medium 712 in a T-25 tissue culture flask or plastic 16 x 125 mm screw-capped test tube. Incubate at 25°C.



References

References and other information relating to this product are available online at www.atcc.org.



Biosafety Level: 2

Appropriate safety procedures should always be used with this material. Laboratory safety is discussed in the current publication of the *Biosafety in Microbiological and Biomedical Laboratories* from the U.S. Department of Health and Human Services Centers for Disease Control and Prevention and National Institutes for Health.

ATCC Warranty

The viability of ATCC® products is warranted for 30 days from the date of shipment, and is valid only if the product is stored and cultured according to the information included on this product information sheet. ATCC lists the media formulation that has been found to be effective for this strain. While other, unspecified media may also produce satisfactory results, a change in media or the absence of an additive from the ATCC recommended media may affect recovery, growth and/or function of this strain. If an alternative medium formulation is used, the ATCC warranty for viability is no longer valid.

Disclaimers

This product is intended for laboratory research purposes only. It is not intended for use in humans.

While ATCC uses reasonable efforts to include accurate and up-to-date information on this product sheet, ATCC makes no warranties or representations as to its accuracy. Citations from scientific literature and patents are provided for informational purposes only. ATCC does not warrant that such information has been confirmed to be accurate.

This product is sent with the condition that you are responsible for its safe storage, handling, and use. ATCC is not liable for any damages or injuries arising from receipt and/or use of this product. While reasonable effort is made to insure authenticity and reliability of strains on deposit, ATCC is not liable for damages arising from the misidentification or misrepresentation of cultures.

Please see the enclosed Material Transfer Agreement (MTA) for further details regarding the use of this product. The MTA is also available on our Web site at www.atcc.org

Additional information on this culture is available on the ATCC web site at www.atcc.org.

© ATCC 2013. All rights reserved. ATCC is a registered trademark of the American Type Culture Collection. [02/06]

American Type Culture Collection
PO Box 1549
Manassas, VA 20108 USA
www.atcc.org

800.638.6597 or 703.365.2700
Fax: 703.365.2750
Email: Tech@atcc.org

Or contact your local distributor