





Product Sheet

Mammary Epithelial Cell Growth Kit (ATCC[®] PCS-600-040[™])

Please read this FIRST



Storage Temp.
-20°C (or -70°C for long-term storage)



Biosafety Level

Description

Product Description:

Mammary Epithelial Cell Growth Kit contains all components to be added to Mammary Epithelial Cell Basal Medium (ATCC PCS-600-030) to create a complete medium designed to support epithelial cells derived from normal human female breast. Mammary Epithelial Cell growth kit contains rH-Insulin, L-Glutamine, Epinephrine, Apo-Transferrin, rH-TGF α , Extract P, and Hydrocortisone Hemisuccinate. To support the proliferation and plating efficiency of mammary epithelial cells ATCC PCS-600-010, all components from the Mammary Cell Growth Kit must be added to the Mammary Epithelial Cell Basal Medium (ATCC PCS-600-030).

ATCC's Human Mammary Epithelial Cells cultured in Mammary Epithelial Cell complete medium (basal medium plus growth kit) is an optimal serum-free culture model for many research areas. Common uses of HMEC include the study of breast cancer development, three dimensional culture and carcinogen screening

Optional media supplements:

1. Gentamicin-Amphotericin B Solution (ATCC PCS-999-025)
2. Penicillin-Streptomycin-Amphotericin B Solution (ATCC PCS-999-002)
3. Phenol Red (ATCC PCS-999-001)

Volume: kit

Directions for Use

1. Obtain one growth kit from the freezer; make sure that the caps of all components are tight.
2. Thaw the components of the Mammary Epithelial Cell Growth Kit (PCS-600-040) just prior to adding them to the basal medium.
3. Obtain one bottle of Mammary Epithelial Cell Basal Medium (PCS-600-030, 485 mL) from cold storage.
4. Decontaminate the external surfaces of all growth kit component vials and the basal medium bottle by spraying them with 70% ethanol.
5. Using aseptic technique and working in a laminar flow hood or biosafety cabinet, transfer the indicated volume of each growth kit component to the bottle of basal medium using a separate sterile pipette for each transfer.

| Component | Volume | Final Concentration |
|------------------------------|--------|---------------------|
| rH-Insulin | 0.5 mL | 5 μ g/mL |
| L-Glutamine | 15 mL | 6 mM |
| Epinephrine | 0.5 mL | 1 μ M |
| Apo-Transferrin | 0.5 mL | 5 μ g/mL |
| rH-TGF- α | 0.5 mL | 5 ng/mL |
| ExtractP | 2 mL | 0.4% |
| Hydrocortisone Hemisuccinate | 0.5 mL | 100 ng/mL |

6. Tightly cap the bottle of complete growth medium and swirl the contents gently to assure a homogeneous solution. Do not shake forcefully to avoid foaming. Label and date the bottle.
7. Complete media should be stored in the dark at 2°C to 8°C (do not freeze). When stored under these conditions, complete media is stable for 30 days.

Quality Control Specifications

Cell Testing: rate of proliferation and morphology

ATCC Warranty

The viability of ATCC[®] products is warranted for 30 days from the date of shipment, and is valid only if the product is stored and cultured according to the information included on this product information sheet. ATCC lists the media formulation that has been found to be effective for this strain. While other, unspecified media may also produce satisfactory results, a change in media or the absence of an additive from the ATCC recommended media may affect recovery, growth and/or function of this strain. If an alternative medium formulation is used, the ATCC warranty for viability is no longer valid.

Disclaimers

This product is intended for laboratory research purposes only. It is not intended for use in humans.

American Type Culture Collection
PO Box 1549
Manassas, VA 20108 USA
www.atcc.org

800.638.6597 or 703.365.2700
Fax: 703.365.2750
Email: Tech@atcc.org

Or contact your local distributor



Product Sheet

Mammary Epithelial Cell Growth Kit (ATCC® PCS-600- 040™)

While ATCC uses reasonable efforts to include accurate and up-to-date information on this product sheet, ATCC makes no warranties or representations as to its accuracy. Citations from scientific literature and patents are provided for informational purposes only. ATCC does not warrant that such information has been confirmed to be accurate.


This product is sent with the condition that you are responsible for its safe storage, handling, and use. ATCC is not liable for any damages or injuries arising from receipt and/or use of this product. While reasonable effort is made to insure authenticity and reliability of strains on deposit, ATCC is not liable for damages arising from the misidentification or misrepresentation of cultures.

Please see the enclosed Material Transfer Agreement (MTA) for further details regarding the use of this product. The MTA is also available on our Web site at www.atcc.org


Additional information on this culture is available on the ATCC web site at www.atcc.org.

© ATCC 2013. All rights reserved. ATCC is a registered trademark of the American Type Culture Collection. [09/09]

Please read this FIRST



Storage Temp.
**-20°C (or -70°C for
long-term
storage)**



Biosafety Level
*

American Type Culture Collection
PO Box 1549
Manassas, VA 20108 USA
www.atcc.org

800.638.6597 or 703.365.2700
Fax: 703.365.2750
Email: Tech@atcc.org

Or contact your local distributor