




Product Sheet


# Endothelial Cell Growth Kit-BBE (ATCC® PCS-100-040™)

Please read this FIRST



Storage Temp.  
**-20°C (or -70°C for long-term storage)**

---



Biosafety Level  
**1**

## Description

**Product Description:** Endothelial Cell Growth Kit-BBE (ATCC® PCS-100-040) and Endothelial Cell Growth Kit-VEGF (ATCC® PCS-100-041) each contain components that when added to Vascular Cell Basal Medium (ATCC® PCS-100-030) create a complete ATCC® Primary Cell Solution™ culture environment for endothelial cells derived from normal human large vessels such as:

- Primary Umbilical Vein Endothelial Cells; Normal, Human, ATCC® PCS-100-010
- Primary Umbilical Vein Endothelial Cells; Normal, Human, Pooled, ATCC® PCS-100-013
- Primary Aortic Endothelial Cells; Normal, Human, ATCC® PCS-100-011
- Primary Coronary Artery Endothelial Cells; Normal, Human, ATCC® PCS-100-020
- Primary Pulmonary Artery Endothelial Cells; Normal, Human, ATCC® PCS-100-022

Your experimental design will dictate which Endothelial Cell Growth Kit should be used. Use of the Endothelial Cell Growth Kit-VEGF (ATCC® PCS-100-041) will support a faster rate of proliferation because of the presence of several purified human recombinant (rh) growth factors (rh VEGF, rh EGF, rh FGF basic and rh IGF-1) combined with heparin and hydrocortisone. Use of the Endothelial Cell Growth Kit-BBE (ATCC® PCS-100-040), which contains Bovine Brain Extract (BBE), is recommended if a less defined cell culture medium is desired.

**Volume:** 1 kit

## Directions for Use

### Unpacking and Storage instructions

1. Check all containers for leakage or breakage.
2. Store the growth kit(s) at either -20°C in a freezer that is not self-defrosting or at -70°C for long-term storage. If thawed upon arrival, the Growth Kit can be stored at 2°C to 8°C and added to the basal medium within 72 hours of receipt.

### Preparation of Complete Growth Media

1. Obtain one growth kit from the freezer; make sure that the caps of all components are tight.
2. Thaw the components of the growth kit just prior to adding them to the basal medium. It is necessary to warm the L-glutamine component in a 37°C water bath and shake to dissolve any precipitates, prior to adding to the basal medium.
3. Obtain one bottle of Vascular Cell Basal Medium (475 mL) from cold storage.
4. Decontaminate the external surfaces of all growth kit component vials and the basal medium bottle by spraying them with 70% ethanol.
5. Using aseptic technique, and working in a laminar flow hood or biosafety cabinet transfer the volume of each growth kit component, as indicated in Table 1 or 2, to the bottle of basal medium using a separate sterile pipette for each transfer.
6. Tightly cap the bottle of complete growth medium and swirl the contents gently to assure a homogeneous solution. Do not shake forcefully to avoid foaming. Label and date the bottle.
7. Complete media should be stored in the dark at 2°C to 8°C (do not freeze). When stored under these conditions, complete media is stable for 30 days.

**Table 1.** If using the Endothelial Cell Growth Kit-BBE (ATCC® PCS-100-040), add the indicated volume for each component:

Component	Volume	Final Concentration
Bovine Brain Extract (BBE)	1.0 mL	0.2%
rh EGF	0.5 mL	5 ng/mL
L-glutamine	25.0 mL	10 mM
Heparin sulfate	0.5 mL	0.75 Units/mL
Hydrocortisone hemisuccinate	0.5 mL	1 µg/mL
Fetal Bovine Serum	10.0 mL	2%
Ascorbic acid	0.5 mL	50 µg/mL

**Table 2.** If using the Endothelial Cell Growth Kit-VEGF (ATCC® PCS-100-041), add the indicated volume for each component:

Component	Volume	Final Concentration
rh VEGF	0.5 mL	5 ng/mL
rh EGF	0.5 mL	5 ng/mL
rh FGF basic	0.5 mL	5 ng/mL
rh IGF-1	0.5 mL	15 ng/mL
L-glutamine	25.0 mL	10 mM
Heparin sulfate	0.5 mL	0.75 Units/mL

American Type Culture Collection  
PO Box 1549  
Manassas, VA 20108 USA  
[www.atcc.org](http://www.atcc.org)

800.638.6597 or 703.365.2700  
Fax: 703.365.2750  
Email: [Tech@atcc.org](mailto:Tech@atcc.org)


Or contact your local distributor



Product Sheet


## Endothelial Cell Growth Kit- BBE (ATCC® PCS-100-040™)

Please read this FIRST



Storage Temp.  
**-20°C (or -70°C for  
long-term  
storage)**

---



Biosafety Level  
**1**

Hydrocortisone hemisuccinate	0.5 mL	1 µg/mL
Fetal Bovine Serum	10.0 mL	2%
Ascorbic acid	0.5 mL	50 µg/mL

Antimicrobials and phenol red are not required for proliferation but may be added if desired. The recommended volume of each optional component to be added to the complete growth media is summarized in Table 3.

American Type Culture Collection  
PO Box 1549  
Manassas, VA 20108 USA  
[www.atcc.org](http://www.atcc.org)

800.638.6597 or 703.365.2700  
Fax: 703.365.2750  
Email: [Tech@atcc.org](mailto:Tech@atcc.org)


*Or contact your local distributor*



Product Sheet


# Endothelial Cell Growth Kit- BBE (ATCC® PCS-100-040™)

Please read this FIRST



Storage Temp.  
**-20°C (or -70°C for long-term storage)**

---



Biosafety Level  
**1**

**Table 3.** Addition of Antimicrobials/Antimycotics and Phenol Red (Optional)

Component	Volume	Final Concentration
Gentamicin-Amphotericin B Solution	0.5 mL	Gentamicin: 10 µg/mL Amphotericin B: 0.25 µg/mL
Penicillin-Streptomycin-Amphotericin B Solution	0.5 mL	Penicillin: 10 Units/mL Streptomycin: 10 µg/mL Amphotericin B: 25 ng/mL
Phenol Red	0.5 mL	33 µM

### Quality Control Specifications

Sterility testing: Negative for bacteria, fungi and yeast.  
Functional testing: Rate of proliferation and morphology.

### ATCC Warranty

The viability of ATCC® products is warranted for 30 days from the date of shipment, and is valid only if the product is stored and cultured according to the information included on this product information sheet. ATCC lists the media formulation that has been found to be effective for this strain. While other, unspecified media may also produce satisfactory results, a change in media or the absence of an additive from the ATCC recommended media may affect recovery, growth and/or function of this strain. If an alternative medium formulation is used, the ATCC warranty for viability is no longer valid.

### Disclaimers

This product is intended for laboratory research purposes only. It is not intended for use in humans.

While ATCC uses reasonable efforts to include accurate and up-to-date information on this product sheet, ATCC makes no warranties or representations as to its accuracy. Citations from scientific literature and patents are provided for informational purposes only. ATCC does not warrant that such information has been confirmed to be accurate.

This product is sent with the condition that you are responsible for its safe storage, handling, and use. ATCC is not liable for any damages or injuries arising from receipt and/or use of this product. While reasonable effort is made to insure authenticity and reliability of strains on deposit, ATCC is not liable for damages arising from the misidentification or misrepresentation of cultures.

Please see the enclosed Material Transfer Agreement (MTA) for further details regarding the use of this product. The MTA is also available on our Web site at [www.atcc.org](http://www.atcc.org)

Additional information on this culture is available on the ATCC web site at [www.atcc.org](http://www.atcc.org).

© ATCC 2016. All rights reserved. ATCC is a registered trademark of the American Type Culture Collection. [08/05]

American Type Culture Collection  
PO Box 1549  
Manassas, VA 20108 USA  
[www.atcc.org](http://www.atcc.org)

800.638.6597 or 703.365.2700  
Fax: 703.365.2750  
Email: [Tech@atcc.org](mailto:Tech@atcc.org)

Or contact your local distributor