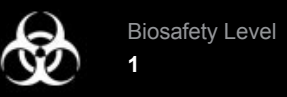





Nucleic Acid Product Sheet

High molecular weight genomic DNA isolated from NCI-H441 Lung Adenocarcinoma; Human cell line (ATCC® CRM-HTB-174D™)

Please read this FIRST



Intended Use

This product is intended for research use only. It is not intended for any animal or human therapeutic or diagnostic use.

Certified Reference Material produced under an [ISO Guide 34:2009](#) accredited process.



Citation of Strain

If use of this culture results in a scientific publication, it should be cited in that manuscript in the following manner: High molecular weight genomic DNA isolated from NCI-H441 Lung Adenocarcinoma; Human cell line (ATCC® CRM-HTB-174D™)

Nucleic Acid Information

American Type Culture Collection
PO Box 1549
Manassas, VA 20108 USA
www.atcc.org

800.638.6597 or 703.365.2700
Fax: 703.365.2750
Email: Tech@atcc.org

Or contact your local distributor

Description

Source: *Homo sapiens*

Designation: High molecular weight genomic DNA isolated from NCI-H441 Lung Adenocarcinoma; Human cell line

Note: This item has been tested for KRAS mutation: Heterozygous DNA Change c.35G>T (correlates to protein sequence p.G12V). Store at -80°C or colder in a manual defrost freezer. Avoid freeze-thawing. Alternatively, product can be stored at -20°C or colder, but stability at this temperature has not been tested by the ATCC and is not guaranteed.

Batch-Specific Information

Refer to the Certificate of Analysis for batch-specific test results.

Quality Control Information

Certified Reference Material produced under an [ISO Guide 34:2009](#) accredited process.

Test	Specification
Total DNA amount	Average of three (3) vials tested: ≥ 5 µg/vial
Undiluted DNA concentration	Average of three (3) vials tested: 100 ng/µL (± 15%)
Purity (A260/A280)	Average of three (3) vials tested: 1.7 to 2.1
Electrophoresis - RNA content	No visible RNA
Electrophoresis - DNA molecular weight	Uncut DNA band is ≥48 kb or higher than the uppermost band of the high molecular weight DNA ladder
Electrophoresis - DNA digestion	DNA is digested by BamHI to a downward smear and is lower than the uncut DNA

Certificates of Analysis are available at www.atcc.org, or by hardcopy by request.

Biosafety Level: 1

Appropriate safety procedures should always be used with this material. Laboratory safety is discussed in the current publication of the *Biosafety in Microbiological and Biomedical Laboratories* from the U.S. Department of Health and Human Services Centers for Disease Control and Prevention and National Institutes for Health.

ATCC Warranty

The viability of ATCC® products is warranted for 30 days from the date of shipment, and is valid only if the product is stored and cultured according to the information included on this product information sheet. ATCC lists the media formulation that has been found to be effective for this strain. While other, unspecified media may also produce satisfactory results, a change in media or the absence of an additive from the ATCC recommended media may affect recovery, growth and/or function of this strain. If an alternative medium formulation is used, the ATCC warranty for viability is no longer valid.

Disclaimers

This product is intended for laboratory research purposes only. It is not intended for use in humans.

While ATCC uses reasonable efforts to include accurate and up-to-date information on this product sheet, ATCC makes no warranties or representations as to its accuracy. Citations from scientific literature and patents are provided for informational purposes only. ATCC does not warrant that such information has



Nucleic Acid Product Sheet

High molecular weight genomic DNA isolated from NCI-H441 Lung Adenocarcinoma; Human cell line (ATCC® CRM-HTB- 174D™)

been confirmed to be accurate.


This product is sent with the condition that you are responsible for its safe storage, handling, and use. ATCC is not liable for any damages or injuries arising from receipt and/or use of this product. While reasonable effort is made to insure authenticity and reliability of strains on deposit, ATCC is not liable for damages arising from the misidentification or misrepresentation of cultures.

Please see the enclosed Material Transfer Agreement (MTA) for further details regarding the use of this product. The MTA is also available on our Web site at www.atcc.org

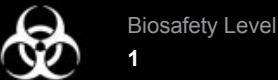
Additional information on this culture is available on the ATCC web site at www.atcc.org.

© ATCC 2014. All rights reserved. ATCC is a registered trademark of the American Type Culture Collection. [09/02]

Please read this FIRST



Storage Temp.
-80°C or colder



Biosafety Level
1

Intended Use

This product is intended for research use only. It is not intended for any animal or human therapeutic or diagnostic use.

Certified Reference Material produced under an [ISO Guide 34:2009](#) accredited process.



Citation of Strain

If use of this culture results in a scientific publication, it should be cited in that manuscript in the following manner: High molecular weight genomic DNA isolated from NCI-H441 Lung Adenocarcinoma; Human cell line (ATCC® CRM-HTB-174D™)

Nucleic Acid Information

American Type Culture Collection
PO Box 1549
Manassas, VA 20108 USA
www.atcc.org

800.638.6597 or 703.365.2700

Fax: 703.365.2750

Email: Tech@atcc.org

Or contact your local distributor