





Product Sheet

BR1S-060.2 (CRL-13024)

Please read this **FIRST**

	Storage Temp. liquid nitrogen vapor phase
	Biosafety Level 1

Intended Use

This product is intended for research use only. It is not intended for any animal or human therapeutic or diagnostic use.

Patent Depository

ATCC is an International Depository Authority (IDA) for patent deposits. ATCC is required to complete viability testing only at time of initial deposit of patent material. Patent deposits are made available on behalf of the depositor when the pertinent U.S. or international patent is issued, but material may not be used to infringe the patent claims.

This material was deposited with the ATCC Patent Depository to fulfill U.S. or international patent requirements. This material may not have been produced or characterized by ATCC.

U.S. Patent Number:

6,514,713

Technical Information

ATCC Technical Services does not have technical information on patent deposits that are not produced or characterized by ATCC. Additional information can be found on the international or [U.S. patent office](#) websites.

Product Description

Designation: BR1S-060.2

Organism: *Mus musculus* (B cell); *Mus musculus* (myeloma), mouse (B cell); mouse (myeloma)

Isotype: mouse IgG1

Cell Type: hybridoma: B lymphocyte; somatic cell hybrid

Morphology: lymphoblast

Growth Properties: suspension

Batch-Specific Information

Refer to the Certificate of Analysis for batch-specific test results.

SAFETY PRECAUTION

ATCC highly recommends that protective gloves and clothing always be used and a full face mask always be worn when handling frozen vials. It is important to note that some vials leak when submerged in liquid nitrogen and will slowly fill with liquid nitrogen. Upon thawing, the conversion of the liquid nitrogen back to its gas phase may result in the vessel exploding or blowing off its cap with dangerous force creating flying debris.

Unpacking & Storage Instructions

1. Check all containers for leakage or breakage.
2. Remove the frozen cells from the dry ice packaging and immediately place the cells at a temperature below -130°C , preferably in liquid nitrogen vapor, until ready for use.

Comments

Animals were immunized with against a synthetic peptide containing BRCA1 amino acids 1840 to 1862. Spleen cells were fused with the mouse non-secretory myeloma cell line P3.653. Monoclonal antibodies BR1S-218.1 (ATCC PTA-4307), BR1S-060.2 (ATCC PTA-4306), BR1S-384.5 (ATCC PTA-4308), and BR1S-425.1 (ATCC PTA-4309) are against the C-terminal region of a full-length BRCA1 polypeptide (amino acids 1840-1862). Monoclonal antibodies BR1N.129.5 (ATCC PTA-4304) and BR1N-411.4 (ATCC PTA-4305) are against the N-terminal region of a BRCA1 polypeptide (amino acids 1 to 304). Monoclonal antibodies BR1H-788.6 (ATCC PTA-4301), BR1H-945.2 (ATCC PTA-4303) and BR1H-826.5 (ATCC PTA-4302) are against a portion of a BRCA1 polypeptide between the N-terminal and C-terminal regions of the BRCA1 polypeptide (amino acids 1360 to 1555). These antibodies can be used to detect BRCA1 mutations.

Propagation

Complete Growth Medium

HH4 Medium supplemented with 10% fetal bovine serum

American Type Culture Collection
PO Box 1549
Manassas, VA 20108 USA
www.atcc.org

800.638.6597 or 703.365.2700
Fax: 703.365.2750
Email: Tech@atcc.org


Or contact your local distributor




Product Sheet

BR1S-060.2 (CRL-13024)

Please read this **FIRST**



Storage Temp.
**liquid nitrogen
vapor phase**



Biosafety Level
1

Intended Use

This product is intended for research use only. It is not intended for any animal or human therapeutic or diagnostic use.

References

References and other information relating to this product are available online at www.atcc.org.

Biosafety Level: 1

Appropriate safety procedures should always be used with this material. Laboratory safety is discussed in the current publication of the *Biosafety in Microbiological and Biomedical Laboratories* from the U.S. Department of Health and Human Services Centers for Disease Control and Prevention and National Institutes for Health.

ATCC Warranty

Patent Deposits not produced or characterized by ATCC are warranted for viability only. If you believe the culture you have received is nonviable, contact Technical Services by phone at 800-638-6597 or 703-365-2700 or by e-mail at tech@atcc.org. Or you may contact your local distributor.

Disclaimers

This product is intended for laboratory research purposes only. It is not intended for use in humans. While ATCC uses reasonable efforts to include accurate and up-to-date information on this product sheet, ATCC makes no warranties or representations as to its accuracy. Citations from scientific literature and patents are provided for informational purposes only. ATCC does not warrant that such information has been confirmed to be accurate.

This product is sent with the condition that you are responsible for its safe storage, handling, and use. ATCC is not liable for any damages or injuries arising from receipt and/or use of this product. While reasonable effort is made to insure authenticity and reliability of strains on deposit, ATCC is not liable for damages arising from the misidentification or misrepresentation of cultures.

Please see the enclosed Material Transfer Agreement (MTA) for further details regarding the use of this product. The MTA is also available on our Website at www.atcc.org

Disclosure

This material is cited in a US or other Patent and may not be used to infringe the claims. Depending on the wishes of the Depositor, ATCC may be required to inform the Patent Depositor of the party to which the material was furnished.

Additional information on this culture may be available on the ATCC web site at www.atcc.org.

© ATCC 2016. All rights reserved. ATCC is a registered trademark of the American Type Culture Collection.

[03/31]

American Type Culture Collection
PO Box 1549
Manassas, VA 20108 USA
www.atcc.org

800.638.6597 or 703.365.2700
Fax: 703.365.2750
Email: Tech@atcc.org

Or contact your local distributor