





## Product Sheet

# 2018 Mouse Stomal Cells (CRL-10907)

Please read this **FIRST**

	Storage Temp. <b>liquid nitrogen vapor phase</b>
	Biosafety Level <b>2</b>

### Intended Use

This product is intended for research use only. It is not intended for any animal or human therapeutic or diagnostic use.

### Patent Depository

ATCC is an International Depository Authority (IDA) for patent deposits. ATCC is required to complete viability testing only at time of initial deposit of patent material. Patent deposits are made available on behalf of the depositor when the pertinent U.S. or international patent is issued, but material may not be used to infringe the patent claims.

**This material was deposited with the ATCC Patent Depository to fulfill U.S. or international patent requirements. This material may not have been produced or characterized by ATCC.**

#### U.S. Patent Number:

5,185,438

### Technical Information

ATCC Technical Services does not have technical information on patent deposits that are not produced or characterized by ATCC. Additional information can be found on the international or [U.S. patent office](#) websites.

### Product Description

**Designation:** 2018 Mouse Stomal Cells

**Organism:** *Mus musculus*

, mouse

**Cell Type:** fibroblast immortalized with SV40 large T antigen

**Age:** fetus

**Morphology:** fibroblast

**Growth Properties:** adherent

### Batch-Specific Information

Refer to the Certificate of Analysis for batch-specific test results.

### SAFETY PRECAUTION

ATCC highly recommends that protective gloves and clothing always be used and a full face mask always be worn when handling frozen vials. It is important to note that some vials leak when submersed in liquid nitrogen and will slowly fill with liquid nitrogen. Upon thawing, the conversion of the liquid nitrogen back to its gas phase may result in the vessel exploding or blowing off its cap with dangerous force creating flying debris.

### Unpacking & Storage Instructions

1. Check all containers for leakage or breakage.
2. Remove the frozen cells from the dry ice packaging and immediately place the cells at a temperature below  $-130^{\circ}\text{C}$ , preferably in liquid nitrogen vapor, until ready for use.

### Handling Procedure for Frozen Cells

#### Handling Procedure for Frozen Cells

To insure the highest level of viability, thaw the vial and initiate the culture as soon as possible upon receipt. If upon arrival, continued storage of the frozen culture is necessary, it should be stored in liquid nitrogen vapor phase and not at  $-70^{\circ}\text{C}$ . Storage at  $-70^{\circ}\text{C}$  will result in loss of viability.

**SAFETY PRECAUTION: ATCC highly recommends that protective gloves and clothing always be used and a full face mask always be worn when handling frozen vials.** It is important to note that some vials leak when submersed in liquid nitrogen and will slowly fill with liquid nitrogen. Upon thawing, the conversion of the liquid nitrogen back to its gas phase may result in the vessel exploding or blowing off its cap with dangerous force creating flying debris.

1. Thaw the vial by gentle agitation in a  $37^{\circ}\text{C}$  water bath. To reduce the possibility of contamination, keep the O-ring and cap out of the water. Thawing should be rapid (approximately 2 minutes).
2. Remove the vial from the water bath as soon as the contents are thawed, and decontaminate by dipping in or spraying with 70% ethanol. All of the operations from this point on should be carried out under strict aseptic conditions.
3. Transfer the vial contents to an appropriate size vessel. It is important to avoid excessive alkalinity of the medium during recovery of the cells. It is suggested that, prior to the addition of the vial contents, the culture vessel containing the growth medium be placed into the incubator for at least 15 minutes to allow the

American Type Culture Collection  
PO Box 1549  
Manassas, VA 20108 USA  
[www.atcc.org](http://www.atcc.org)

800.638.6597 or 703.365.2700  
Fax: 703.365.2750  
Email: [Tech@atcc.org](mailto:Tech@atcc.org)


Or contact your local distributor



Product Sheet


# 2018 Mouse Stomal Cells (CRL-10907)

Please read this **FIRST**



Storage Temp.  
**liquid nitrogen  
vapor phase**

---



Biosafety Level  
**2**

### Intended Use

This product is intended for research use only. It is not intended for any animal or human therapeutic or diagnostic use.

medium to reach its normal pH (7.0 to 7.6).

4. Incubate the culture at **32°C** in a suitable incubator. A 5% CO<sub>2</sub> in air atmosphere is recommended if using the medium described on this product sheet.

If it is desired that the cryoprotective agent be removed immediately, or that a more concentrated cell suspension be obtained, centrifuge the cell suspension at approximately 125 xg for 5 to 10 minutes. Discard the supernatant and resuspend the cells with fresh growth medium at the dilution ratio recommended in the specific batch information.



### Handling Procedure for Flask Cultures

#### Handling Procedure for Flask Cultures

The flask was seeded with cells (see specific batch information) grown and completely filled with medium at ATCC to prevent loss of cells during shipping.

1. Upon receipt visually examine the culture for macroscopic evidence of any microbial contamination. Using an inverted microscope (preferably equipped with phase-contrast optics), carefully check for any evidence of microbial contamination. Also check to determine if the majority of cells are still attached to the bottom of the flask; during shipping the cultures are sometimes handled roughly and many of the cells often detach and become suspended in the culture medium (but are still viable).
2. **If the cells are still attached**, aseptically remove all but 5 to 10 ml of the shipping medium. The shipping medium can be saved for reuse. Incubate the cells at **32°C** in a 5% CO<sub>2</sub> in air atmosphere until they are ready to be subcultured.
3. **If the cells are not attached**, aseptically remove the entire contents of the flask and centrifuge at 125 xg for 5 to 10 minutes. Remove shipping medium and save. Resuspend the pelleted cells in 10 ml of this medium and add to 25 cm<sup>2</sup> flask. Incubate at **32°C** in a 5% CO<sub>2</sub> in air atmosphere until cells are ready to be subcultured.



### Subculturing Procedure

#### Protocol:

1. Remove and discard culture medium.
2. Briefly rinse the cell layer with 0.25% (w/v) Trypsin- 0.53 mM EDTA solution to remove all traces of serum which contains trypsin inhibitor.
3. Add 2.0 to 3.0 ml of Trypsin-EDTA solution to flask and observe cells under an inverted microscope until cell layer is dispersed (usually within 5 to 15 minutes).  
Note: To avoid clumping do not agitate the cells by hitting or shaking the flask while waiting for the cells to detach. Cells that are difficult to detach may be placed at 32°C to facilitate dispersal.
4. Add 6.0 to 8.0 ml of complete growth medium and aspirate cells by gently pipetting.
5. Add appropriate aliquots of the cell suspension to new culture vessels.
6. Incubate cultures at 32°C.

**Subcultivation Ratio:** A subcultivation ratio of 1:4 to 1:8 is recommended

**Medium Renewal:** Every two to three days



### Cryopreservation Medium

#### Cryoprotectant Medium

Complete culture medium described above supplemented with 5% (v/v) DMSO.  
Cell culture tested DMSO is available as ATCC Catalog No. 4-X.



### Propagation

#### Complete Growth Medium

The base medium for this cell line is ATCC-formulated Dulbecco's Modified Eagle's Medium, Catalog No. 30-2002. To make the complete growth medium, add the following components to the base medium: fetal bovine serum to a final concentration of 10%.



### References

References and other information relating to this product are available online at [www.atcc.org](http://www.atcc.org).



### Biosafety Level: 2

Appropriate safety procedures should always be used with this material. Laboratory safety is discussed in

American Type Culture Collection  
PO Box 1549  
Manassas, VA 20108 USA  
[www.atcc.org](http://www.atcc.org)

800.638.6597 or 703.365.2700  
Fax: 703.365.2750  
Email: [Tech@atcc.org](mailto:Tech@atcc.org)



Or contact your local distributor



Product Sheet

## 2018 Mouse Stomal Cells (CRL-10907)

Please read this FIRST

	Storage Temp. <b>liquid nitrogen vapor phase</b>
-----	
	Biosafety Level <b>2</b>

### Intended Use

This product is intended for research use only. It is not intended for any animal or human therapeutic or diagnostic use.

the current publication of the *Biosafety in Microbiological and Biomedical Laboratories* from the U.S. Department of Health and Human Services Centers for Disease Control and Prevention and National Institutes for Health.

### ATCC Warranty

Patent Deposits not produced or characterized by ATCC are warranted for viability only. If you believe the culture you have received is nonviable, contact Technical Services by phone at 800-638-6597 or 703-365-2700 or by e-mail at [tech@atcc.org](mailto:tech@atcc.org). Or you may contact your local distributor.

### Disclaimers

This product is intended for laboratory research purposes only. It is not intended for use in humans. While ATCC uses reasonable efforts to include accurate and up-to-date information on this product sheet, ATCC makes no warranties or representations as to its accuracy. Citations from scientific literature and patents are provided for informational purposes only. ATCC does not warrant that such information has been confirmed to be accurate.

This product is sent with the condition that you are responsible for its safe storage, handling, and use. ATCC is not liable for any damages or injuries arising from receipt and/or use of this product. While reasonable effort is made to insure authenticity and reliability of strains on deposit, ATCC is not liable for damages arising from the misidentification or misrepresentation of cultures.

Please see the enclosed Material Transfer Agreement (MTA) for further details regarding the use of this product. The MTA is also available on our Website at [www.atcc.org](http://www.atcc.org)

### Disclosure

This material is cited in a US or other Patent and may not be used to infringe the claims. Depending on the wishes of the Depositor, ATCC may be required to inform the Patent Depositor of the party to which the material was furnished.

Additional information on this culture may be available on the ATCC web site at [www.atcc.org](http://www.atcc.org).

© ATCC 2015. All rights reserved. ATCC is a registered trademark of the American Type Culture Collection. [08/05]

American Type Culture Collection  
PO Box 1549  
Manassas, VA 20108 USA  
[www.atcc.org](http://www.atcc.org)

800.638.6597 or 703.365.2700  
Fax: 703.365.2750  
Email: [Tech@atcc.org](mailto:Tech@atcc.org)

Or contact your local distributor