



Product Sheet

# CV-1/EBNA-1 (ATCC® CRL-10478™)

Please read this FIRST

Storage Temp.  
**liquid nitrogen**  
vapor phase

---

Biosafety Level  
**2**

## Intended Use

This product is intended for research use only. It is not intended for any animal or human therapeutic or diagnostic use.

## Complete Growth Medium

The base medium for this cell line is ATCC-formulated Dulbecco's Modified Eagle's Medium, Catalog No. 30-2002. To make the complete growth medium, add the following components to the base medium: fetal bovine serum to a final concentration of 10%.

## Citation of Strain

If use of this culture results in a scientific publication, it should be cited in that manuscript in the following manner: CV-1/EBNA-1 (ATCC® CRL-10478™)

American Type Culture Collection  
PO Box 1549  
Manassas, VA 20108 USA  
[www.atcc.org](http://www.atcc.org)

800.638.6597 or 703.365.2700  
Fax: 703.365.2750  
Email: [Tech@atcc.org](mailto:Tech@atcc.org)

Or contact your local distributor

## Description

**Organism:** *Cercopithecus aethiops*  
**Tissue:** kidney  
**Disease:** normal  
**Age:** 141 days  
**Gender:** male  
**Morphology:** fibroblast  
**Growth Properties:** adherent

## Batch-Specific Information

Refer to the Certificate of Analysis for batch-specific test results.

## SAFETY PRECAUTION

ATCC highly recommends that protective gloves and clothing always be used and a full face mask always be worn when handling frozen vials. It is important to note that some vials leak when submersed in liquid nitrogen and will slowly fill with liquid nitrogen. Upon thawing, the conversion of the liquid nitrogen back to its gas phase may result in the vessel exploding or blowing off its cap with dangerous force creating flying debris.

## Unpacking & Storage Instructions

1. Check all containers for leakage or breakage.
2. Remove the frozen cells from the dry ice packaging and immediately place the cells at a temperature below -130°C, preferably in liquid nitrogen vapor, until ready for use.

## Handling Procedure for Frozen Cells

### HANDLING PROCEDURE FOR FROZEN CELLS

- Initiate culture as soon as possible upon receipt.
- Thaw by rapid agitation in 37°C water bath. Thawing should be rapid (within 40-60 seconds). As soon as the ice is melted, remove the ampule from the water bath and immerse in 70% ethanol at room temperature. All of the operations from this point on should be carried out under strict aseptic conditions.
- The cells are supplied in two different types of glass ampules. One is a standard ampule, the neck of which must be scored with a sharp file that has been immersed in ethanol. A definitive sharp nick about 1/8" in length on one side is necessary. The second type is prescored and is identifiable by a gold band around the ampule neck, and should not be scored with a file.
- Break the neck of the ampule between several folds of a sterile towel.
- Transfer the cell suspension and dilute it with the recommended culture medium in a culture flask (see specific batch information above for dilution ratio); incubate at 37°C with 10% CO<sub>2</sub> in air atmosphere. Since it is important to avoid excessive alkalinity of the medium during recovery of the cells, it is suggested that the culture medium be placed into the culture flask, tube, etc. and the pH be adjusted, as necessary, prior to the addition of the ampule contents. Note that the bicarbonate content of the culture medium will determine whether an atmosphere containing CO<sub>2</sub> will be required.
- It is not necessary to remove the freezing additive. However, if desired, the culture medium may be changed to remove the protective freezing additive (dimethylsulfoxide) 24 hours after thawing. If it is desired that the freezing additive be removed immediately, or that a more concentrated cell suspension be obtained, centrifuge the above diluted suspension at approximately 125 x g for 10 minutes, discard the fluid and resuspend the cells with growth medium at the dilution ratio given in the specific batch information above.


FLUID RENEWAL



Product Sheet


# CV-1/EBNA-1 (ATCC® CRL-10478™)

**Please read this FIRST**



Storage Temp.  
**liquid nitrogen**  
vapor phase

---



Biosafety Level  
**2**

### Intended Use

This product is intended for research use only. It is not intended for any animal or human therapeutic or diagnostic use.

### Complete Growth Medium

The base medium for this cell line is ATCC-formulated Dulbecco's Modified Eagle's Medium, Catalog No. 30-2002. To make the complete growth medium, add the following components to the base medium: fetal bovine serum to a final concentration of 10%.

### Citation of Strain

If use of this culture results in a scientific publication, it should be cited in that manuscript in the following manner: CV-1/EBNA-1 (ATCC® CRL-10478™)

American Type Culture Collection  
PO Box 1549  
Manassas, VA 20108 USA  
[www.atcc.org](http://www.atcc.org)

800.638.6597 or 703.365.2700  
Fax: 703.365.2750  
Email: [Tech@atcc.org](mailto:Tech@atcc.org)

Or contact your local distributor

Two times weekly.

### SUBCULTURE PROCEDURE

Remove medium, add fresh trypsin (0.25%) - EDTA (0.03%) solution for 1-3 minutes. Remove, place culture at room temperature or incubate (37°C) until cells detach. Add fresh medium, aspirate and dispense into new culture flasks. Subcultivation ratio: 1:3 to 1:6.



### Handling Procedure for Flask Cultures

#### HANDLING PROCEDURE FOR FLASK CULTURES (MONOLAYER)

The flask was seeded with cells (see specific batch information above for concentration), grown and completely filled with medium to prevent loss of cells in transit. Remove all of the medium (which can be saved and used as fresh medium) except for a sufficient volume (5-10 ml) to cover the floor of the flask. Incubate at 37°C. The shipping medium contains reduced sodium bicarbonate suitable for a 5% CO<sub>2</sub> in air incubator. DMEM usually contains 3.7 grams of sodium bicarbonate per liter and should be incubated in a 10% CO<sub>2</sub> in air atmosphere. Sometimes in transit the cultures are handled roughly and most of the cells become detached and float in the culture medium. If this has occurred remove the entire contents of the flask and centrifuge at 300 x g for 15 minutes. Draw off the excess supernatant medium, resuspend the cells in 10 ml of the culture medium and plant the entire cell suspension in a single flask of suitable size (about 25 sq. cm.).



### Subculturing Procedure

**Protocol:** Remove old medium, add fresh 0.25% trypsin solution for 2 to 3 minutes, remove trypsin and let culture stand for 5 to 10 minutes at room temperature. Add fresh medium, aspirate and dispense into new flasks.

**Subcultivation Ratio:** A subcultivation ratio of 1:3 to 1:6 is recommended

**Medium Renewal:** Twice per week



### Comments

Expression of EBNA-1 permits episomal replication of expression vectors such as pDC406 that contain the EBV origin of replication. The cells can be used as host for expression of transfected DNA. The line was derived from CV-1 (ATCC [CCL-70](http://www.atcc.org)) by transfection with a plasmid encoding Epstein Barr Virus nuclear antigen 1 (EBNA-1).



### References

References and other information relating to this product are available online at [www.atcc.org](http://www.atcc.org).



### Biosafety Level: 2

Appropriate safety procedures should always be used with this material. Laboratory safety is discussed in the current publication of the *Biosafety in Microbiological and Biomedical Laboratories* from the U.S. Department of Health and Human Services Centers for Disease Control and Prevention and National Institutes for Health.

### ATCC Warranty

ATCC® products are warranted for 30 days from the date of shipment, and this warranty is valid only if the product is stored and handled according to the information included on this product information sheet. If the ATCC® product is a living cell or microorganism, ATCC lists the media formulation that has been found to be effective for this product. While other, unspecified media may also produce satisfactory results, a change in media or the absence of an additive from the ATCC recommended media may affect recovery, growth and/or function of this product. If an alternative medium formulation is used, the ATCC warranty for viability is no longer valid.

### Disclaimers

This product is intended for laboratory research purposes only. It is not intended for use in humans. While ATCC uses reasonable efforts to include accurate and up-to-date information on this product sheet,



Product Sheet

**CV-1/EBNA-1 (ATCC® CRL-10478™)**

ATCC makes no warranties or representations as to its accuracy. Citations from scientific literature and patents are provided for informational purposes only. ATCC does not warrant that such information has been confirmed to be accurate.


This product is sent with the condition that you are responsible for its safe storage, handling, and use. ATCC is not liable for any damages or injuries arising from receipt and/or use of this product. While reasonable effort is made to insure authenticity and reliability of materials on deposit, ATCC is not liable for damages arising from the misidentification or misrepresentation of such materials.

Please see the enclosed Material Transfer Agreement (MTA) for further details regarding the use of this product. The MTA is also available on our Web site at [www.atcc.org](http://www.atcc.org)

Additional information on this culture is available on the ATCC web site at [www.atcc.org](http://www.atcc.org).


© ATCC 2016. All rights reserved. ATCC is a registered trademark of the American Type Culture Collection. [03/30]

**Please read this FIRST**



Storage Temp.  
**liquid nitrogen**  
vapor phase

---



Biosafety Level  
**2**

**Intended Use**

This product is intended for research use only. It is not intended for any animal or human therapeutic or diagnostic use.

**Complete Growth Medium**

The base medium for this cell line is ATCC-formulated Dulbecco's Modified Eagle's Medium, Catalog No. 30-2002. To make the complete growth medium, add the following components to the base medium: fetal bovine serum to a final concentration of 10%.

**Citation of Strain**

If use of this culture results in a scientific publication, it should be cited in that manuscript in the following manner: CV-1/EBNA-1 (ATCC® CRL-10478™)

American Type Culture Collection  
PO Box 1549  
Manassas, VA 20108 USA  
[www.atcc.org](http://www.atcc.org)

800.638.6597 or 703.365.2700  
Fax: 703.365.2750  
Email: [Tech@atcc.org](mailto:Tech@atcc.org)

Or contact your local distributor