




Product Sheet


# Angio-Ready™ Angiogenesis Assay System (ATCC® ACS-2001-10™)

Please read this FIRST



Storage Temp.  
cells at **-130°C**;  
medium at **-20°C**

---



Biosafety Level  
**2**

## Intended Use

This product is intended for research use only. It is not intended for any animal or human therapeutic or diagnostic use.

## Complete Growth Medium

Angio-Ready™ Angiogenesis Medium with VEGF Supplement (ATCC® ACS-2008)

## Citation of Strain

If use of this culture results in a scientific publication, it should be cited in that manuscript in the following manner: Angio-Ready™ Angiogenesis Assay System (ATCC® ACS-2001-10™)

## Shipping Information

10 frozen 1 mL vials of cells (Angio-Ready™ Cells ACS-2007™) and five 200 mL liquid medium kit, Angio-Ready™ Angiogenesis Medium with VEGF Supplement (ACS-2008), shipped on dry ice

American Type Culture Collection  
PO Box 1549  
Manassas, VA 20108 USA  
[www.atcc.org](http://www.atcc.org)

800.638.6597 or 703.365.2700  
Fax: 703.365.2750  
Email: [Tech@atcc.org](mailto:Tech@atcc.org)

Or contact your local distributor

## Description

**Organism:** *Homo sapiens*, human  
**Tissue:** aortic and adipose  
**Disease:** normal  
**Cell Type:** aortic endothelial and adipose mesenchymal stem cell  
**Age:** 23 (TeloHAEC-GFP); N/A for hTERT-MSC  
**Gender:** both female  
**Morphology:** endothelial- and mesenchymal-like  
**Growth Properties:** adherent  
**Cytogenetic Analysis:** normal

## Batch-Specific Information

Refer to the Certificate of Analysis for batch-specific test results.

## SAFETY PRECAUTION

ATCC highly recommends that protective gloves and clothing always be used and a full face mask always be worn when handling frozen vials. It is important to note that some vials leak when submersed in liquid nitrogen and will slowly fill with liquid nitrogen. Upon thawing, the conversion of the liquid nitrogen back to its gas phase may result in the vessel exploding or blowing off its cap with dangerous force creating flying debris.

## Unpacking & Storage Instructions

1. Check all containers for leakage or breakage.
2. Remove the frozen cells from the dry ice packaging and immediately place the cells at a temperature below -130°C, preferably in liquid nitrogen vapor, until ready for use.

## Handling Procedure for Flask Cultures

- A. Prepare the complete ATCC® Angio-Ready™ Angiogenesis Medium
1. Thaw Angio-Ready™ Angiogenesis Medium (ATCC® ACS-2008B) in the refrigerator overnight.
  2. Add 0.2 mL of rhVEGF (ATCC® PCS-999-024) to the Angiogenesis Medium.
- B. Setting up the angiogenesis assay
1. Place the frozen cell vials in 37°C water bath for about 5 minutes; when thawed, transfer the cells to a 50 mL tube using a serological pipette. Add 10 mL of complete Angio-Ready™ Angiogenesis Medium, and pellet the cells at 150 X g for 4-6 minutes.
  2. Carefully remove the medium using a 10 mL serological pipette, taking care not to disturb the cell pellet. Re-suspend the cell pellet in 15 mL of fresh complete Angio-Ready™ Angiogenesis Medium by gently pipetting up and down with a 10 mL pipettor.
  3. Immediately transfer the cell suspension to a 50 mL reagent reservoir.
  4. Transfer 150 µL of the cell suspension to each well of the 96 plates using multi-channel pipet; avoid introducing bubbles to the cells.
  5. Place the 96 well plate in a 37°C incubator with 5% CO<sub>2</sub> or a live cell imaging system.
  6. Compound screening can begin within 18 hours post-seeding. It is recommended to run the assay in triplicate for each condition and to include a no compound control as one of the conditions. If a positive control is desired, please talk to ATCC technical service for your individual needs.
  7. Change the complete medium every 2-3 days. Tubules should be visible within 72 hours after plating and will increase thereafter for the no compound control.
  8. Analyze the results 7-8 days after the initial plating, the tubules can be analyzed live or fixed in 4% paraformaldehyde for additional markers staining.

## Comments

For details regarding Angio-Ready Angiogenesis Medium with VEGF Supplement see ATCC® ACS-2008

## References

References and other information relating to this product are available online at [www.atcc.org](http://www.atcc.org).


## Biosafety Level: 2



## Product Sheet


# Angio-Ready™ Angiogenesis Assay System (ATCC® ACS-2001-10™)

### Please read this FIRST



Storage Temp.  
**cells at -130°C;**  
**medium at -20°C**

---



Biosafety Level  
**2**

### Intended Use

This product is intended for research use only. It is not intended for any animal or human therapeutic or diagnostic use.

### Complete Growth Medium

Angio-Ready™ Angiogenesis Medium with VEGF Supplement (ATCC® ACS-2008)

### Citation of Strain

If use of this culture results in a scientific publication, it should be cited in that manuscript in the following manner: Angio-Ready™ Angiogenesis Assay System (ATCC® ACS-2001-10™)

### Shipping Information

10 frozen 1 mL vials of cells (Angio-Ready™ Cells ACS-2007™) and five 200 mL liquid medium kit, Angio-Ready™ Angiogenesis Medium with VEGF Supplement (ACS-2008), shipped on dry ice

American Type Culture Collection  
PO Box 1549  
Manassas, VA 20108 USA  
[www.atcc.org](http://www.atcc.org)

800.638.6597 or 703.365.2700  
Fax: 703.365.2750  
Email: [Tech@atcc.org](mailto:Tech@atcc.org)

Or contact your local distributor

Appropriate safety procedures should always be used with this material. Laboratory safety is discussed in the current publication of the *Biosafety in Microbiological and Biomedical Laboratories* from the U.S. Department of Health and Human Services Centers for Disease Control and Prevention and National Institutes for Health.

### ATCC Warranty

ATCC® products are warranted for 30 days from the date of shipment, and this warranty is valid only if the product is stored and handled according to the information included on this product information sheet. If the ATCC® product is a living cell or microorganism, ATCC lists the media formulation that has been found to be effective for this product. While other, unspecified media may also produce satisfactory results, a change in media or the absence of an additive from the ATCC recommended media may affect recovery, growth and/or function of this product. If an alternative medium formulation is used, the ATCC warranty for viability is no longer valid.

### Disclaimers

This product is intended for laboratory research purposes only. It is not intended for use in humans. While ATCC uses reasonable efforts to include accurate and up-to-date information on this product sheet, ATCC makes no warranties or representations as to its accuracy. Citations from scientific literature and patents are provided for informational purposes only. ATCC does not warrant that such information has been confirmed to be accurate.

This product is sent with the condition that you are responsible for its safe storage, handling, and use. ATCC is not liable for any damages or injuries arising from receipt and/or use of this product. While reasonable effort is made to insure authenticity and reliability of materials on deposit, ATCC is not liable for damages arising from the misidentification or misrepresentation of such materials.

Please see the enclosed Material Transfer Agreement (MTA) for further details regarding the use of this product. The MTA is also available on our Web site at [www.atcc.org](http://www.atcc.org)

Additional information on this culture is available on the ATCC web site at [www.atcc.org](http://www.atcc.org).

© ATCC 2019. All rights reserved. ATCC is a registered trademark of the American Type Culture Collection. [03/15]