





Product Sheet

pRS315 (ATCC® 77144™)

Please read this FIRST



Storage Temp.
**Store unopened
freeze dried vial
at 4°C.**



Biosafety Level
1

Intended Use

This product is intended for research use only. It is not intended for any animal or human therapeutic or diagnostic use.

Citation of Strain

If use of this culture results in a scientific publication, it should be cited in that manuscript in the following manner: pRS315 (ATCC® 77144™)

Shipping Information

Freeze dried *E. coli* containing the phagemid.

American Type Culture Collection
PO Box 1549
Manassas, VA 20108 USA
www.atcc.org

800.638.6597 or 703.365.2700
Fax: 703.365.2750
Email: Tech@atcc.org

Or contact your local distributor

Description

This is one of a series of pBluescript-based YC-type (centromeric) yeast shuttle vectors (ATCC 77142-77145) differing in the yeast selectable marker gene. This vector carries the LEU2 selectable marker. It also encodes the beta galactosidase alpha peptide for blue-white color detection of inserts and also has the T7 and T3 promoters for in vitro RNA synthesis and priming sites for sequencing. It is useful in plasmid shuffling experiments. It was constructed by inserting a 2.235 kb fragment containing the LEU2 gene into the NdeI site of the pRSS56 vector and also inserting a cassette containing CEN6 and the ARS associated with histone 4 (ARSH4) into the AatII site of the same vector. All ends were blunted. The pRSS56 vector was constructed by ligating a PvuI fragment (bp 498-2412) of pBluescript KS+ and the fragment from the unique NdeI and AatII sites between bla and f1 origin of pBS(+). The order of the major features in this plasmid is: LEU2 f1 ori (NaeI) T7 promoter lacZ/MCS T3 promoter pMB1 ori bla CEN6 ARSH4.

Designation: pRS315

Propagation

1. Open vial according to instructions. 2. Aseptically add 0.3 to 0.4 mL of liquid medium to the freeze-dried pellet and mix well. Transfer 100 μ L to a test tube containing 5 mL of LB + ampicillin (50-100 μ g/mL). A loopful of culture can also be streaked on an agar plate of the same. Incubate cultures at 37°C. 3. Isolate DNA using standard plasmid preparation procedures.

Growth Conditions

Temperature: 37.0°C

Medium

ATCC® Medium 1227: LB Medium (ATCC medium 1065) with 50 mcg/ml ampicillin

Vector Information

Size (kb): 6.018

Vector: pRS315 (phagemid)

Promoters: Promoter for in vitro transcription T7

Construction: pRSS56 [pBluescript KS+, pBS(+)]

Marker(s): LEU2, ampR

Construct size (kb): 6.018

Features: insert detection: lacZ'

marker(s): LEU2

marker(s): ampR

promoter: lac

promoter for in vitro transcription: T3

promoter for in vitro transcription: T7

replicon: ARSH4

replicon: f1

replicon: pMB1

MCS: SacI...KpnI

centromere: CEN6

References

References and other information relating to this product are available online at www.atcc.org.

Notes

Restriction digests of the clone gave the following sizes (in kb): BamHI 6.0; EcoRI 3.9, 2.1; HindIII 6.0; KpnI 4.3, 1.7; KpnI/EcoRI 4.1, 1.5, 0.4. ATCC Staff

Biosafety Level: 1

Appropriate safety procedures should always be used with this material. Laboratory safety is discussed in the current publication of the *Biosafety in Microbiological and Biomedical Laboratories* from the U.S. Department of Health and Human Services Centers for Disease Control and Prevention and National Institutes for Health.


ATCC Warranty




Product Sheet

pRS315 (ATCC® 77144™)

Please read this FIRST



Storage Temp.
**Store unopened
freeze dried vial
at 4°C.**



Biosafety Level
1

Intended Use

This product is intended for research use only. It is not intended for any animal or human therapeutic or diagnostic use.

Citation of Strain

If use of this culture results in a scientific publication, it should be cited in that manuscript in the following manner: pRS315 (ATCC® 77144™)

Shipping Information

Freeze dried *E. coli* containing the phagemid.

The viability of ATCC® products is warranted for 30 days from the date of shipment, and is valid only if the product is stored and cultured according to the information included on this product information sheet. ATCC lists the media formulation that has been found to be effective for this strain. While other, unspecified media may also produce satisfactory results, a change in media or the absence of an additive from the ATCC recommended media may affect recovery, growth and/or function of this strain. If an alternative medium formulation is used, the ATCC warranty for viability is no longer valid.

Disclaimers

This product is intended for laboratory research purposes only. It is not intended for use in humans.

While ATCC uses reasonable efforts to include accurate and up-to-date information on this product sheet, ATCC makes no warranties or representations as to its accuracy. Citations from scientific literature and patents are provided for informational purposes only. ATCC does not warrant that such information has been confirmed to be accurate.

This product is sent with the condition that you are responsible for its safe storage, handling, and use. ATCC is not liable for any damages or injuries arising from receipt and/or use of this product. While reasonable effort is made to insure authenticity and reliability of strains on deposit, ATCC is not liable for damages arising from the misidentification or misrepresentation of cultures.

Please see the enclosed Material Transfer Agreement (MTA) for further details regarding the use of this product. The MTA is also available on our Web site at www.atcc.org

Additional information on this culture is available on the ATCC web site at www.atcc.org.

© ATCC 2013. All rights reserved. ATCC is a registered trademark of the American Type Culture Collection. [02/22]

American Type Culture Collection
PO Box 1549
Manassas, VA 20108 USA
www.atcc.org

800.638.6597 or 703.365.2700
Fax: 703.365.2750
Email: Tech@atcc.org

Or contact your local distributor