




## Product Sheet


# *Issatchenkia orientalis* (ATCC® 6258-MINI-PACK™)

Please read this **FIRST**



Storage Temp.  
**-70°C or colder,**  
store upright.  
Storage at **-20°C**  
is acceptable for  
up to 1 year.

---



Biosafety Level  
**1**

### Intended Use

This product is intended for research use only. It is not intended for any animal or human therapeutic or diagnostic use.

### Citation of Strain

If use of this culture results in a scientific publication, it should be cited in that manuscript in the following manner: *Issatchenkia orientalis* (ATCC® 6258-MINI-PACK™)

American Type Culture Collection  
PO Box 1549  
Manassas, VA 20108 USA  
[www.atcc.org](http://www.atcc.org)

800.638.6597 or 703.365.2700  
Fax: 703.365.2750  
Email: [Tech@atcc.org](mailto:Tech@atcc.org)

Or contact your local distributor

## Description

**Strain Designation:** [ATCC 749, CBS 573, CCRC 20514, IFO 1064, IFO 1395, JCM 1609, NRRL Y-413, NRRL Y-7179]

**Deposited Name:** *Candida krusei* (Castellani) Berkhout

**Product Description:** ATCC® 6258-MINI-PACK™ consists of 6 ready-to-use vials of ATCC® 6258™ frozen in 200 µL of glycerol stock, eliminating the need to rehydrate and culture the strain prior to use. Each vial is provided with a 2-D barcode for easy storage and tracking, as well as peel-off labels for fast and reliable recordkeeping.

## Propagation

The information recommended in this section is to assist users in obtaining living culture(s) for their studies. The recommendation does not imply that the conditions or procedures provided below are optimum. Experienced researchers may initiate the growth of a culture in their own way.

ATCC® Medium 200: YM agar or YM broth

ATCC® Medium 28: Emmons' modification of Sabouraud's agar

ATCC® Medium 1245: YEPD

### Growth Conditions

**Temperature:** 25°C to 30°C

**Atmosphere:** Typical aerobic

### Recommended Procedure

Frozen mini-cryovials packed in dry ice should either be thawed immediately for use or stored at or below -70°C until the expiration date printed on the label. Storage at -20°C is acceptable for up to 1 year.

1. To thaw a frozen mini-cryovial, place the vial upright in a **25°C to 30°C** water bath, until just thawed (**approximately 2-3 minutes**). Immerse the mini-cryovial just sufficient to cover the frozen material. Do not agitate the mini-cryovial.
2. Immediately after thawing, wipe down the mini-cryovial with 70% ethanol and aseptically transfer at least 50 µL (or 2-3 agar cubes) of the content onto a plate or broth with the recommended medium.
3. Discard the empty vial. Do not refreeze any unused portion as it will result in a loss of viability.
4. Incubate the inoculum/strain at the temperature and conditions recommended. Inspect for growth of the inoculum/strain regularly. Viability is typically noticeable after 1-2 days of incubation. However, the time necessary for significant growth will vary from strain to strain.

**Colony and Cell Morphology:** After 4 days on Potato dextrose medium at 37°C, colony is white, smooth and soft. Cells are ovoid to cylindrical, single, in pairs or chains, pseudohyphae are absent.

## Notes

Type strain for *Candida krusei*.

This organism is a CLSI control strain for antimicrobial susceptibility testing.

Additional, updated information on this product may be available on the ATCC® web site at [www.atcc.org](http://www.atcc.org).

## DNA Sequence

18S ribosomal RNA gene, partial sequence; internal transcribed spacer 1, 5.8S ribosomal RNA gene, and internal transcribed spacer 2, complete sequence; and 28S ribosomal RNA gene, partial sequence. AGGATCATTACTGTGATTTAGTACTACACTGCGTGAGCGGAACGAAAACAACAACACCTAAAAATGTG GAATATAGCATATAGTCGACAAGAGAAATCTACGAAAAACAACAAAACCTTTCAACAACGGATCTCT TGGTTCTCGCATCGATGAAGAGCGCAGCGAAATGCGATACCTAGTGTGAATTGCAGCCATCGTGAATC ATCGAGTTCCTGAACGCACATTGCGCCCTCGGCATTCCGGGGGGCATGCCTGTTTGAGCGTCGTTTTCC ATCTTGCAGCTGCGCAGAGTTGGGGGAGCGGAGCGGACGACGTGTAAGAGCGTTCGGAGCTGCGACT CGCCTGAAAGGGAGCGGAAGCTGGCCGAGCGAACTAGACTTTTTTTTCAGGGACGCTTGGCGCCGAGA GCGAGTGTTCGAGACAACAAAAGCTCGACCTCAAATCAGGTAGGAATACCCGCTGAACTTAAG

D1D2 region of the 26S ribosomal RNA gene.

CATATCAATAAGCGGAGGAAAAGAAACCAACAGGGATTGCCTCAGTAGCGGGGAGTGAAAGCGGCAA GAGCTCAGATTTGAAATCGTGCTTTGCGGCACGAGTTGTAGATTGCAGTTGGAGTCTGTGTGGAAGG CAGGTGCCAAGTCCCTTGGAAACAGGGCGCCACAGGGGTGAGAGCCCGTGGGATGCCGGCGGGAAG CAGTGAGGCCCTTCTGACGAGTTCGAGTTGTTTGGGAATGCAGCTCCAAGCGGGTGGTAAATTCATCT AAGGCTAAATACTGGCGAGAGACCGATAGCGAACAAGTACTGTGAAGGAAAGATGAAAAGCACTTT




Product Sheet

## *Issatchenkia orientalis*


(ATCC® 6258-MINI-PACK™)

### Please read this FIRST



Storage Temp.  
**-70°C or colder,  
store upright.**  
Storage at **-20°C**  
is acceptable for  
up to **1 year.**

---



Biosafety Level  
**1**

### Intended Use

This product is intended for research use only. It is not intended for any animal or human therapeutic or diagnostic use.

### Citation of Strain

If use of this culture results in a scientific publication, it should be cited in that manuscript in the following manner: *Issatchenkia orientalis* (ATCC® 6258-MINI-PACK™)

GAAAAGAGAGTGAACAGCACGTGAAATTGTTGAAAGGAAGGGTATTGCGCCCGACATGGGGATT  
GCGCACCGCTGCCTCTCGTGGGCGGCGCTCTGGGCTTCCCTGGGCCAGCATCGGTTCTTGCTGCAGGA  
GAAGGGGTTCTGGAACGTGGCTCTTCGGAGTGTATAGCCAGGGCCAGATGCTGCGTGCAGGGGACCG  
AGGACTGCGGCCGTGTAGGTACGGATGCTGGCAGAACGGCGCAACACCG



### Isolation

Sputum of patient with bronchomycosis, Sri Lanka



### References

References and other information relating to this product are available online at [www.atcc.org](http://www.atcc.org).



### Biosafety Level: 1

Appropriate safety procedures should always be used with this material. Laboratory safety is discussed in the current publication of the *Biosafety in Microbiological and Biomedical Laboratories* from the U.S. Department of Health and Human Services Centers for Disease Control and Prevention and National Institutes for Health.

### ATCC Warranty

ATCC® products are warranted for 30 days from the date of shipment, and this warranty is valid only if the product is stored and handled according to the information included on this product information sheet. If the ATCC® product is a living cell or microorganism, ATCC lists the media formulation that has been found to be effective for this product. While other, unspecified media may also produce satisfactory results, a change in media or the absence of an additive from the ATCC recommended media may affect recovery, growth and/or function of this product. If an alternative medium formulation is used, the ATCC warranty for viability is no longer valid.

### Disclaimers

This product is intended for laboratory research purposes only. It is not intended for use in humans. While ATCC uses reasonable efforts to include accurate and up-to-date information on this product sheet, ATCC makes no warranties or representations as to its accuracy. Citations from scientific literature and patents are provided for informational purposes only. ATCC does not warrant that such information has been confirmed to be accurate. This product is sent with the condition that you are responsible for its safe storage, handling, and use. ATCC is not liable for any damages or injuries arising from receipt and/or use of this product. While reasonable effort is made to insure authenticity and reliability of materials on deposit, ATCC is not liable for damages arising from the misidentification or misrepresentation of such materials. Please see the enclosed Material Transfer Agreement (MTA) for further details regarding the use of this product. The MTA is also available on our Web site at [www.atcc.org](http://www.atcc.org)

Additional information on this culture is available on the ATCC web site at [www.atcc.org](http://www.atcc.org).

© ATCC 2018. All rights reserved. ATCC is a registered trademark of the American Type Culture Collection. [08/17]

American Type Culture Collection  
PO Box 1549  
Manassas, VA 20108 USA  
[www.atcc.org](http://www.atcc.org)

800.638.6597 or 703.365.2700  
Fax: 703.365.2750  
Email: [Tech@atcc.org](mailto:Tech@atcc.org)

Or contact your local distributor