




Product Sheet

# *Blastocystis hominis*


(ATCC® 50754™)

Please read this FIRST



Storage Temp.  
**Frozen: -70°C or colder**  
**Freeze-Dried: 2°C to 8°C**  
**Live Culture: See Protocols Section**

---



Biosafety Level  
**2**

## Intended Use

This product is intended for research use only. It is not intended for any animal or human therapeutic or diagnostic use.

## Citation of Strain

If use of this culture results in a scientific publication, it should be cited in that manuscript in the following manner: *Blastocystis hominis* (ATCC® 50754™)

American Type Culture Collection  
PO Box 1549  
Manassas, VA 20108 USA  
[www.atcc.org](http://www.atcc.org)

800.638.6597 or 703.365.2700  
Fax: 703.365.2750  
Email: [Tech@atcc.org](mailto:Tech@atcc.org)

Or contact your local distributor

## Description

**Strain Designation:** NMH  
**Deposited Name:** *Blastocystis hominis* Brumpt  
**Depositor:** CH Zierdt  
**Isolation:** Not available

## Propagation

**Growth Conditions**  
**Temperature:** 35°C  
**Atmosphere:** Anaerobic

**Medium**  
ATCC® Medium 1671: Blastocystis egg medium

## Protocols

### Storage and Culture Initiation

Frozen ampules packed in dry ice should either be thawed immediately or stored in liquid nitrogen. If liquid nitrogen storage facilities are not available, frozen ampules may be stored at or below -70°C for no more than 48 hours. **Do not under any circumstance store frozen ampules at refrigerator freezer temperatures (generally -20°C).** Storage of frozen material at this temperature will result in the death of the culture.

1. If the HIHS has not already been added, add 1.5 mL to each tube.
2. Loosen caps one full turn and place tubes in an anaerobic jar. Add a BBL GasPak (one anaerobic system GasPak per BBL GasPak 100 anaerobic culture jar). Close the vessel securely and incubate at 35°C for at least 48 hours. The palladium catalyst in the GasPak jar should be replaced biweekly with fresh catalyst.
3. Thaw the frozen ampule in a 35°C water bath without agitation until all of the contents are liquid (about 2-3 minutes).
4. Aseptically and gently, lower a sterile Pasteur pipette from which the air has been expelled to the bottom of the liquid in the ampule and slowly aspirate the entire contents into the pipette. Be careful to minimize agitation of the fluid and so not introduce air bubbles from the tip of the pipette.
5. With the cap of the test tube loosened one full turn place it in an anaerobic jar containing a BBL GasPak and incubate at 35°C for at least 48 hours.

### Culture Maintenance

1. When the culture has reached or is near peak density remove the growing culture, without agitation from the anaerobic jar and immediately screw the caps down tightly.
2. The strain grows at the bottom of the liquid overlay as a dense mass of cells. Carefully introduce a sterile Pasteur pipette aseptically through the liquid overlay-air interface (avoid expulsion of air bubbles) and move the tip of the pipette to the cell mass, aspirate approximately one third of the mass into the pipette. Tighten the cap immediately unless placing the tube directly into an anaerobic jar.
3. Inoculate a fresh tube of reduced ATCC medium 1671. Place the freshly inoculated tube into the anaerobic jar with the caps loosened one full turn, prepare the GasPak, and quickly seal the jar. Incubate at 35°C.
4. Subculture every 2-3 days.

## Cryopreservation

### Harvest and Preservation


1. Two to three days in advance, prepare a 14% (v/v) sterile glycerol plus 14% (v/v) sterile DMSO solution in Stone's Modification of Locke's Solution in the following manner:
  - a. Combine 0.84 mL of sterile glycerol and 0.84 mL of sterile DMSO in a 16 x 125 mm screw-capped test tube. Chemical heat will be liberated from this combination so allow the solution to cool to room temperature.
  - b. To the glycerol/DMSO solution add 4.32 mL of Stone's Modification of Locke's Solution. Mix by inverting several times.
  - c. Loosen the cap one full turn and place in an anaerobic jar with an anaerobic GasPak for 2-3 days.
2. When the test tube cultures are at or near peak density remove the tubes from the anaerobic jar and



## Product Sheet


# *Blastocystis hominis* (ATCC® 50754™)

### Please read this FIRST



Storage Temp.  
**Frozen: -70°C or colder**  
**Freeze-Dried: 2°C to 8°C**  
**Live Culture: See Protocols Section**

---



Biosafety Level  
**2**

### Intended Use

This product is intended for research use only. It is not intended for any animal or human therapeutic or diagnostic use.

### Citation of Strain

If use of this culture results in a scientific publication, it should be cited in that manuscript in the following manner: *Blastocystis hominis* (ATCC® 50754™)

American Type Culture Collection  
PO Box 1549  
Manassas, VA 20108 USA  
[www.atcc.org](http://www.atcc.org)

800.638.6597 or 703.365.2700  
Fax: 703.365.2750  
Email: [Tech@atcc.org](mailto:Tech@atcc.org)

Or contact your local distributor

immediately screw the caps on tightly. One by one gently remove the cells from the bottom of the egg medium slants and pool in a single 16 x 125 mm screw-capped test tube (work quickly to avoid prolonged exposure to air).

- Adjust the concentration to 1.0-2.0 x 10<sup>7</sup> cells/mL using overlay from a reduced tube of medium. If the concentration of cells is too low centrifuge at 500 X g for 5 minutes. Adjust the volume of supernatant to yield the desired final cell concentration.
- Mix the cell preparation and the cryoprotective agent, prepared in step 1, in equal portions. Thus, the final concentration will equal 7% (v/v) glycerol, 7% (v/v) DMSO and 5.0 x 10<sup>6</sup> - 1.0 x 10<sup>7</sup> cells/mL. The time from the mixing of the cell preparation and DMSO stock solution before the freezing process is begun should be no less than 15 min and no longer than 30 min.
- Dispense in 0.5 mL aliquots into 1.0 - 2.0 mL sterile plastic screw-capped cryules (special plastic vials for cryopreservation).
- Place the vials in a controlled rate freezing unit. From room temperature cool at -1°C/min to -40°C. If the freezing unit can compensate for the heat of fusion, maintain rate at -1°C/min through the heat of fusion. At -40°C plunge into liquid nitrogen. Alternatively, place the vials in a Nalgene 1°C freezing apparatus. Place the apparatus at -80°C for 1.5 to 2 hours and then plunge ampules into liquid nitrogen. (The cooling rate in this apparatus is approximately -1°C/min.)
- The frozen preparations should be stored in either the vapor or liquid phase of a nitrogen refrigerator. Frozen preparations stored below -130°C are stable indefinitely. Those stored at temperatures above -130°C are progressively less stable as the storage temperature is elevated.
- Before thawing an ampule do the following. Loosen caps one full turn and place tubes containing ATCC medium 1671 and 25% HIHS in an anaerobic jar. Add a BBL GasPak (one anaerobic system GasPak per BBL GasPak 100 anaerobic culture jar). Close the vessel securely and incubate at 35°C for at least 48 hours. The palladium catalyst in the GasPak jar should be replaced biweekly with fresh catalyst.
- Thaw the frozen ampule in a 35°C water bath without agitation until all of the contents are liquid (about 2-3 minutes).
- Aseptically and gently, lower a sterile Pasteur pipette from which the air has been expelled to the bottom of the liquid in the ampule and slowly aspirate the entire contents into the pipette. Be careful to minimize agitation of the fluid and so not introduce air bubbles from the tip of the pipette.
- With the cap of the test tube loosened one full turn place it in an anaerobic jar containing a BBL GasPak and incubate at 35°C for at least 48 hours.
- Subculture every 2-3 days.



### References

References and other information relating to this product are available online at [www.atcc.org](http://www.atcc.org).



### Biosafety Level: 2

Appropriate safety procedures should always be used with this material. Laboratory safety is discussed in the current publication of the *Biosafety in Microbiological and Biomedical Laboratories* from the U.S. Department of Health and Human Services Centers for Disease Control and Prevention and National Institutes for Health.

### ATCC Warranty

The viability of ATCC® products is warranted for 30 days from the date of shipment, and is valid only if the product is stored and cultured according to the information included on this product information sheet. ATCC lists the media formulation that has been found to be effective for this strain. While other, unspecified media may also produce satisfactory results, a change in media or the absence of an additive from the ATCC recommended media may affect recovery, growth and/or function of this strain. If an alternative medium formulation is used, the ATCC warranty for viability is no longer valid.

### Disclaimers

This product is intended for laboratory research purposes only. It is not intended for use in humans.

While ATCC uses reasonable efforts to include accurate and up-to-date information on this product sheet, ATCC makes no warranties or representations as to its accuracy. Citations from scientific literature and patents are provided for informational purposes only. ATCC does not warrant that such information has been confirmed to be accurate.

This product is sent with the condition that you are responsible for its safe storage, handling, and use. ATCC is not liable for any damages or injuries arising from receipt and/or use of this product. While reasonable effort is made to insure authenticity and reliability of strains on deposit, ATCC is not liable for damages arising from the misidentification or misrepresentation of cultures.

Please see the enclosed Material Transfer Agreement (MTA) for further details regarding the use of this



Product Sheet


# ***Blastocystis hominis*** **(ATCC® 50754™)**

product. The MTA is also available on our Web site at [www.atcc.org](http://www.atcc.org)

Additional information on this culture is available on the ATCC web site at [www.atcc.org](http://www.atcc.org).  
© ATCC 2013. All rights reserved. ATCC is a registered trademark of the American Type Culture Collection. [09/26]


---

**Please read this FIRST**



Storage Temp.  
**Frozen: -70°C or colder**  
**Freeze-Dried: 2°C to 8°C**  
**Live Culture: See Protocols Section**

---



Biosafety Level  
**2**

---

**Intended Use**

This product is intended for research use only. It is not intended for any animal or human therapeutic or diagnostic use.

---

**Citation of Strain**

If use of this culture results in a scientific publication, it should be cited in that manuscript in the following manner: *Blastocystis hominis* (ATCC® 50754™)

American Type Culture Collection  
PO Box 1549  
Manassas, VA 20108 USA  
[www.atcc.org](http://www.atcc.org)

800.638.6597 or 703.365.2700  
Fax: 703.365.2750  
Email: [Tech@atcc.org](mailto:Tech@atcc.org)

Or contact your local distributor