





Product Sheet

Clostridioides difficile (ATCC® 43599-FZ™)

Please read this FIRST



Intended Use

This product is intended for research use only. It is not intended for any animal or human therapeutic or diagnostic use.

Citation of Strain

If use of this culture results in a scientific publication, it should be cited in that manuscript in the following manner: *Clostridioides difficile* (ATCC® 43599-FZ™)

Shipping Information

Frozen

American Type Culture Collection
PO Box 1549
Manassas, VA 20108 USA
www.atcc.org

800.638.6597 or 703.365.2700
Fax: 703.365.2750
Email: Tech@atcc.org

Or contact your local distributor

Description

Designation: 2022

Deposited Name: *Clostridium difficile* (Hall and O'Toole) Prevot

Antigenic Properties: Serogroup G

Genotype: Toxinotype: 0

Product Description: Toxinotype 0. Ribotype 001.

Propagation

Medium

ATCC® Medium 2107: Modified Reinforced Clostridial Agar/Broth Medium (pre-reduced)

ATCC® Medium 260: Trypticase soy agar/broth with defibrinated sheep blood

Growth Conditions

Temperature: 37°C

Atmosphere: Anaerobic gas mixture 80% N₂ -10% CO₂ -10% H₂

Propagation Procedure

1. Thaw the frozen vial under anaerobic conditions.
2. Under anaerobic conditions, transfer the entire contents of the thawed vial into a single tube (5-6 mL) of #2107 broth. Mix well.
3. Additional tubes of broth may be inoculated with 0.5 mL each from the suspension and 0.1 mL may be inoculated onto a slant. Streak several blood plates for colony morphology and purity.
4. Incubate the tubes and plate under anaerobic conditions at 37°C for 24 to 48 hours. Incubate the purity plate aerobically at 37°C. Turbid growth is evident in the broth at 24 to 48 hours.

ANAEROBIC CONDITIONS:

Anaerobic conditions for transfer may be obtained by either of the following:

- Use of an anaerobic gas chamber, or
- Placement of test tubes under a gassing cannula system connected to anaerobic gas.

Anaerobic conditions for incubation may be obtained by any of the following:

- Loose screw caps on test tubes in anaerobic chamber
- Loose screw caps on test tubes in an activated anaerobic gas pack jar, or
- Use of sterile butyl rubber stoppers on test tubes so that an anaerobic gas headspace is retained.

Notes

Anaerobe Systems Brucella Blood Plate (AS-111 or AS-141) can be used to analyze colony morphology and purity.

In 24 to 48 hours, growth is evident by turbidity and gas formation in the broth and by colonies that are irregular, glistening, flat, smooth, and undulate. No growth should occur on agar plate incubated aerobically. Presence of the genes for Toxins A and B confirmed by PCR. Binary toxin gene *cdtB* not amplified by PCR. Additional information on this culture is available on the ATCC® web site at www.atcc.org.

References

References and other information relating to this product are available online at www.atcc.org.

Biosafety Level: 2

Appropriate safety procedures should always be used with this material. Laboratory safety is discussed in the current publication of the *Biosafety in Microbiological and Biomedical Laboratories* from the U.S. Department of Health and Human Services Centers for Disease Control and Prevention and National Institutes for Health.

ATCC Warranty


ATCC® products are warranted for 30 days from the date of shipment, and this warranty is valid only if the product is stored and handled according to the information included on this product information sheet. If the ATCC® product is a living cell or microorganism, ATCC lists the media formulation that has been found to be effective for this product. While other, unspecified media may also produce satisfactory results, a change in




Product Sheet

Clostridioides difficile **(ATCC® 43599-FZ™)**

Please read this FIRST



Storage Temp.
-80°C or colder



Biosafety Level
2

Intended Use

This product is intended for research use only. It is not intended for any animal or human therapeutic or diagnostic use.

Citation of Strain

If use of this culture results in a scientific publication, it should be cited in that manuscript in the following manner: *Clostridioides difficile* (ATCC® 43599-FZ™)

Shipping Information

Frozen

media or the absence of an additive from the ATCC recommended media may affect recovery, growth and/or function of this product. If an alternative medium formulation is used, the ATCC warranty for viability is no longer valid.

Disclaimers

This product is intended for laboratory research purposes only. It is not intended for use in humans. While ATCC uses reasonable efforts to include accurate and up-to-date information on this product sheet, ATCC makes no warranties or representations as to its accuracy. Citations from scientific literature and patents are provided for informational purposes only. ATCC does not warrant that such information has been confirmed to be accurate.

This product is sent with the condition that you are responsible for its safe storage, handling, and use. ATCC is not liable for any damages or injuries arising from receipt and/or use of this product. While reasonable effort is made to insure authenticity and reliability of materials on deposit, ATCC is not liable for damages arising from the misidentification or misrepresentation of such materials.

Please see the enclosed Material Transfer Agreement (MTA) for further details regarding the use of this product. The MTA is also available on our Web site at www.atcc.org

Additional information on this culture is available on the ATCC web site at www.atcc.org.

© ATCC 2018. All rights reserved. ATCC is a registered trademark of the American Type Culture Collection. [02/21]

American Type Culture Collection
PO Box 1549
Manassas, VA 20108 USA
www.atcc.org

800.638.6597 or 703.365.2700
Fax: 703.365.2750
Email: Tech@atcc.org

Or contact your local distributor