




Product Sheet

## *Legionella pneumophila* *subsp. pneumophila*


(ATCC® 33155™)

Please read this FIRST



Storage Temp.  
**Frozen: -80°C or colder**  
**Freeze-Dried: 2°C to 8°C**  
**Live Culture: See Propagation Section**

---



Biosafety Level  
**2**

### Intended Use

This product is intended for research use only. It is not intended for any animal or human therapeutic or diagnostic use.

### Citation of Strain

If use of this culture results in a scientific publication, it should be cited in that manuscript in the following manner: *Legionella pneumophila subsp. pneumophila* (ATCC® 33155™)

American Type Culture Collection  
PO Box 1549  
Manassas, VA 20108 USA  
[www.atcc.org](http://www.atcc.org)

800.638.6597 or 703.365.2700  
Fax: 703.365.2750  
Email: [Tech@atcc.org](mailto:Tech@atcc.org)

Or contact your local distributor

### Description

**Designation:** Bloomington-2

**Deposited Name:** *Legionella pneumophila subsp. pneumophila* Brenner et al.

**Product Description:** Fluorescent antibody serogroup 3.

### Propagation

#### Medium

ATCC® Medium 1099: CYE (Charcoal Yeast Extract) Buffered Medium

#### Growth Conditions

**Temperature:** 37°C

**Atmosphere:** 5% CO<sub>2</sub>

#### Propagation Procedure

1. Open vial according to enclosed instructions.
2. Using a single tube of #1099 (5 to 6 mL), withdraw 0.5 to 1.0 mL with a Pasteur or 1.0 mL pipette. Rehydrate the entire pellet.
3. Aseptically transfer this aliquot back into the broth tube. Mix well.
4. Use several drops of the suspension to inoculate a #1099 agar slant and/or plate.
5. Incubate tubes and plates at 37°C in an atmosphere of 5% CO<sub>2</sub> for 48 to 72 hours.

### Notes

*Legionella* species are nutritionally fastidious and are inhibited by media of poor caliber, so strict attention should be paid to the quality of the ingredients. The pH of the medium should be checked when cool, and is most critical. Unbuffered medium should not be used. Exposure of medium to light, particularly when hot, may also result in the accumulation of peroxides that can be inhibitory to the bacteria.

Before rehydration, vials may be stored at +2°C to +8°C for extended periods with minimal loss of viability. Subculturing to maintain culture is discouraged because of the possibility of mutation, selection of variants, or contamination. To minimize changes, it is recommended that cells be harvested and stored at 70°C or colder. Additional information on this culture is available on the ATCC® web site at [www.atcc.org](http://www.atcc.org).

### References

References and other information relating to this product are available online at [www.atcc.org](http://www.atcc.org).

### Biosafety Level: 2

Appropriate safety procedures should always be used with this material. Laboratory safety is discussed in the current publication of the *Biosafety in Microbiological and Biomedical Laboratories* from the U.S. Department of Health and Human Services Centers for Disease Control and Prevention and National Institutes for Health.

### ATCC Warranty

ATCC® products are warranted for 30 days from the date of shipment, and this warranty is valid only if the product is stored and handled according to the information included on this product information sheet. If the ATCC® product is a living cell or microorganism, ATCC lists the media formulation that has been found to be effective for this product. While other, unspecified media may also produce satisfactory results, a change in media or the absence of an additive from the ATCC recommended media may affect recovery, growth and/or function of this product. If an alternative medium formulation is used, the ATCC warranty for viability is no longer valid.

### Disclaimers

This product is intended for laboratory research purposes only. It is not intended for use in humans. While ATCC uses reasonable efforts to include accurate and up-to-date information on this product sheet, ATCC makes no warranties or representations as to its accuracy. Citations from scientific literature and patents are provided for informational purposes only. ATCC does not warrant that such information has been confirmed to be accurate.

This product is sent with the condition that you are responsible for its safe storage, handling, and use. ATCC



Product Sheet

***Legionella pneumophila***  
***subsp. pneumophila***  
**(ATCC® 33155™)**


is not liable for any damages or injuries arising from receipt and/or use of this product. While reasonable effort is made to insure authenticity and reliability of materials on deposit, ATCC is not liable for damages arising from the misidentification or misrepresentation of such materials.

Please see the enclosed Material Transfer Agreement (MTA) for further details regarding the use of this product. The MTA is also available on our Web site at [www.atcc.org](http://www.atcc.org)

Additional information on this culture is available on the ATCC web site at [www.atcc.org](http://www.atcc.org).


© ATCC 2015. All rights reserved. ATCC is a registered trademark of the American Type Culture Collection. [09/11]

Please read this **FIRST**



Storage Temp.  
**Frozen: -80°C or colder**  
**Freeze-Dried: 2°C to 8°C**  
**Live Culture: See Propagation Section**

---



Biosafety Level  
**2**

**Intended Use**

This product is intended for research use only. It is not intended for any animal or human therapeutic or diagnostic use.

**Citation of Strain**

If use of this culture results in a scientific publication, it should be cited in that manuscript in the following manner: *Legionella pneumophila subsp. pneumophila* (ATCC® 33155™)

American Type Culture Collection  
PO Box 1549  
Manassas, VA 20108 USA  
[www.atcc.org](http://www.atcc.org)

800.638.6597 or 703.365.2700  
Fax: 703.365.2750  
Email: [Tech@atcc.org](mailto:Tech@atcc.org)

Or contact your local distributor