





Product Sheet

# Non-Enzymatic Cell Dissociation Solution (ATCC® 30-2103™)

Please read this FIRST

 Storage Temp.  
**When stored at 2°C to 8°C, the product is stable until the expiration date on the label.**

---

 Biosafety Level  
**1**

## Description

### Product Description:

Trypsin is the most commonly used enzyme for harvesting cells in culture. A non-enzymatic approach is needed when non-protein and animal-component free materials are required. ATCC Non-Enzymatic Cell Dissociation Solution is a sterile, phenol-red free solution composed of a proprietary mixture of chelators representing an optimized alternative to protein-digesting enzymes. This product is totally free of animal-derived components.

**Volume:** 100 mL

## Directions for Use

### General Subculture Procedure using Non-Enzymatic Cell Dissociation Solution\*

Each type of cell or cell line responds to Non-Enzymatic Cell Dissociation Solution in a unique manner. For optimum results, frequently observe the cells during the dissociation process to prevent damage. For cell-specific information, please refer to the product sheet supplied with the cells or cell line.

*Note: The use of Non-Enzymatic Cell Dissociation Solution is not recommended for highly adherent cell types, such as keratinocytes.*

1. Bring D-PBS to room temperature before use. Warm the Non-Enzymatic Cell Dissociation Solution and complete growth medium to 37°C prior to use with the cells.
2. For each vessel, carefully aspirate the spent media without disturbing the monolayer. The type of rinsing agent to use is dependent on the composition of the complete growth medium; proceed with one of the following options.
  - Option 1: If the cell culture medium contains serum, each flask should be rinsed with D-PBS twice prior to adding the Non-Enzymatic Cell Dissociation Solution.
  - Option 2: If working with serum-free medium, each flask should be rinsed twice with 1 mM EDTA in D-PBS prior to adding the Non-Enzymatic Cell Dissociation Solution.
3. Using 1.5 mL for every 25 cm<sup>2</sup>, add the appropriate volume of Non-Enzymatic Cell Dissociation Solution to each vessel (e.g., each T-25 vessel would be dissociated with 1.5 mL Non-Enzymatic Cell Dissociation Solution).
4. Gently rock each flask to ensure complete coverage of the Non-Enzymatic Cell Dissociation Solution over the cells.
5. Place the flask(s) in a 37°C, 5% CO<sub>2</sub>, incubator.
6. Observe the cells every 5 to 10 minutes under the microscope. When the cells pull away from each other and round up, remove the flask from the microscope and gently tap the culture vessel from several sides to promote detachment of the cells from the flask. (Some cell types may require more vigorous tapping.)
7. When the majority of cells appear to have detached, disperse the cells into suspension by repeated pipetting.
8. Transfer the dissociated cells to a sterile centrifuge tube and set aside while processing any remaining cells in the culture vessel.
9. Add 3 to 5 mL D-PBS to the tissue culture vessel to collect any additional cells that might have been left behind.
10. Transfer the cells and D-PBS to the centrifuge tube containing the Non-Enzymatic Cell Dissociation Solution-dissociated cells.
11. Repeat steps 8 and 9 as needed until all cells have been collected from all vessels.
12. Centrifuge the cells at 125 x g for 5 to 10 minutes.
  - a. Do not over-centrifuge cells as this may cause cell damage.
  - b. After centrifugation, the cells should form a clean loose pellet.
13. Aspirate neutralized dissociation solution and resuspend the cell pellet in 2 to 8 mL fresh, pre-warmed, complete growth medium.
14. Count the cells and seed new culture vessels at the recommended density.
15. Place newly seeded vessels in a 37°C, 5% CO<sub>2</sub>, incubator, and incubate for at least 24 to 48 hours before processing the cells further.

### Quality Control Specifications

Lot specific results are available in the Certificate of Analysis, which is available at [www.atcc.org](http://www.atcc.org) or by contacting ATCC technical service.

Test	Specification
Osmolality	280 to 300 mOsm/kg
Appearance	Clear solution
Cell testing (Vero)	Rate of proliferation and

American Type Culture Collection  
PO Box 1549  
Manassas, VA 20108 USA  
[www.atcc.org](http://www.atcc.org)

800.638.6597 or 703.365.2700  
Fax: 703.365.2750  
Email: [Tech@atcc.org](mailto:Tech@atcc.org)


Or contact your local distributor



Product Sheet


## Non-Enzymatic Cell Dissociation Solution (ATCC® 30-2103™)

Please read this FIRST



Storage Temp.  
**When stored at  
2°C to 8°C, the  
product is stable  
until the  
expiration date  
on the label.**

---



Biosafety Level  
**1**

morphology

---

### ATCC Warranty

---

The viability of ATCC® products is warranted for 30 days from the date of shipment, and is valid only if the product is stored and cultured according to the information included on this product information sheet. ATCC lists the media formulation that has been found to be effective for this strain. While other, unspecified media may also produce satisfactory results, a change in media or the absence of an additive from the ATCC recommended media may affect recovery, growth and/or function of this strain. If an alternative medium formulation is used, the ATCC warranty for viability is no longer valid.

---

### Disclaimers

---

This product is intended for laboratory research purposes only. It is not intended for use in humans.

While ATCC uses reasonable efforts to include accurate and up-to-date information on this product sheet, ATCC makes no warranties or representations as to its accuracy. Citations from scientific literature and patents are provided for informational purposes only. ATCC does not warrant that such information has been confirmed to be accurate.

This product is sent with the condition that you are responsible for its safe storage, handling, and use. ATCC is not liable for any damages or injuries arising from receipt and/or use of this product. While reasonable effort is made to insure authenticity and reliability of strains on deposit, ATCC is not liable for damages arising from the misidentification or misrepresentation of cultures.

Please see the enclosed Material Transfer Agreement (MTA) for further details regarding the use of this product. The MTA is also available on our Web site at [www.atcc.org](http://www.atcc.org)

Additional information on this culture is available on the ATCC web site at [www.atcc.org](http://www.atcc.org).

© ATCC 2015. All rights reserved. ATCC is a registered trademark of the American Type Culture Collection. [02/20]

American Type Culture Collection  
PO Box 1549  
Manassas, VA 20108 USA  
[www.atcc.org](http://www.atcc.org)

800.638.6597 or 703.365.2700  
Fax: 703.365.2750  
Email: [Tech@atcc.org](mailto:Tech@atcc.org)

Or contact your local distributor