




Product Sheet


# *Prevotella bivia* (ATCC® 29303™)

Please read this **FIRST**



Storage Temp.  
**Frozen: -80°C or colder**  
**Freeze-Dried: 2°C to 8°C**  
**Live Culture: See Propagation Section**

---



Biosafety Level  
**2**

## Intended Use

This product is intended for research use only. It is not intended for any animal or human therapeutic or diagnostic use.

## Citation of Strain

If use of this culture results in a scientific publication, it should be cited in that manuscript in the following manner: *Prevotella bivia* (ATCC® 29303™)

American Type Culture Collection  
PO Box 1549  
Manassas, VA 20108 USA  
[www.atcc.org](http://www.atcc.org)

800.638.6597 or 703.365.2700  
Fax: 703.365.2750  
Email: [Tech@atcc.org](mailto:Tech@atcc.org)

Or contact your local distributor

## Description

**Designation:** VPI 6822 [653C, NCTC 11156]  
**Deposited Name:** *Bacteroides bivius* Holdeman and Johnson  
**Product Description:** Referred to as the type strain of *Bacteroides bivius*.

## Propagation

### Medium

ATCC® Medium 2107: Modified Reinforced Clostridial Agar/Broth Medium (pre-reduced)  
ATCC® Medium 260: Trypticase soy agar/broth with defibrinated sheep blood

### Growth Conditions

**Temperature:** 37°C  
**Atmosphere:** Anaerobic gas mixture, 80% N<sub>2</sub>, 10% CO<sub>2</sub>, and 10% H<sub>2</sub>

### Propagation Procedure

1. Open vial according to enclosed instructions or visit [www.atcc.org](http://www.atcc.org) for instructions.
2. Under anaerobic conditions aseptically rehydrate the entire pellet with approximately 0.5 mL of #2107 broth. Aseptically transfer the entire contents to a 5-6 mL tube of #2107 broth. Additional test tubes can be inoculated by transferring 0.5 mL of the primary broth tube to these secondary broth tubes. Best practice dictates the use of pre-reduced media.
3. Use several drops of the primary broth tube to inoculate a #260 plate and/or #2107 agar slant.
4. Incubate in an anaerobic atmosphere at 37°C for 24-48 hours. Incubate one agar plate aerobically at 37°C to check for contamination.

### ANAEROBIC CONDITIONS:

Anaerobic conditions for transfer may be obtained by the use of an anaerobic gas chamber or placement of test tubes under a gassing cannula system connected to anaerobic gas.

Anaerobic conditions for incubation may be obtained by any of the following:

- Loose screw caps on test tubes in an anaerobic chamber
- Loose screw caps on test tubes in an activated anaerobic gas pack jar
- Use of sterile butyl rubber stoppers on test tubes so that an anaerobic gas headspace is retained

## Notes

ATCC Medium #2722: Supplemented Tryptic Soy Broth/Agar can be used as an alternative.  
Anaerobe Systems Brucella Blood plate (AS-111 or AS-141) can be used to analyze colony morphology and purity.  
Always use freshly prepared pre-reduced media or pre-reduced media that has been previously prepared but stored under anaerobic conditions. Resazurin in the media is a color indicator for anaerobic conditions. Observance of pink color in medium before use or during incubation shows anaerobic conditions have not been met and oxidation has occurred. Medium should be discarded.  
Additional information on this culture is available on the ATCC® web site at [www.atcc.org](http://www.atcc.org).

## References

References and other information relating to this product are available online at [www.atcc.org](http://www.atcc.org).

## Biosafety Level: 2

Appropriate safety procedures should always be used with this material. Laboratory safety is discussed in the current publication of the *Biosafety in Microbiological and Biomedical Laboratories* from the U.S. Department of Health and Human Services Centers for Disease Control and Prevention and National Institutes for Health.

## ATCC Warranty


ATCC® products are warranted for 30 days from the date of shipment, and this warranty is valid only if the product is stored and handled according to the information included on this product information sheet. If the ATCC® product is a living cell or microorganism, ATCC lists the media formulation that has been found to be



Product Sheet


***Prevotella bivia* (ATCC®  
29303™)**

**Please read this FIRST**



Storage Temp.  
**Frozen: -80°C or colder**  
**Freeze-Dried: 2°C to 8°C**  
**Live Culture: See Propagation Section**

---



Biosafety Level  
**2**

**Intended Use**

This product is intended for research use only. It is not intended for any animal or human therapeutic or diagnostic use.

**Citation of Strain**

If use of this culture results in a scientific publication, it should be cited in that manuscript in the following manner: *Prevotella bivia* (ATCC® 29303™)

effective for this product. While other, unspecified media may also produce satisfactory results, a change in media or the absence of an additive from the ATCC recommended media may affect recovery, growth and/or function of this product. If an alternative medium formulation is used, the ATCC warranty for viability is no longer valid.

**Disclaimers**

This product is intended for laboratory research purposes only. It is not intended for use in humans. While ATCC uses reasonable efforts to include accurate and up-to-date information on this product sheet, ATCC makes no warranties or representations as to its accuracy. Citations from scientific literature and patents are provided for informational purposes only. ATCC does not warrant that such information has been confirmed to be accurate.

This product is sent with the condition that you are responsible for its safe storage, handling, and use. ATCC is not liable for any damages or injuries arising from receipt and/or use of this product. While reasonable effort is made to insure authenticity and reliability of materials on deposit, ATCC is not liable for damages arising from the misidentification or misrepresentation of such materials.

Please see the enclosed Material Transfer Agreement (MTA) for further details regarding the use of this product. The MTA is also available on our Web site at [www.atcc.org](http://www.atcc.org)

Additional information on this culture is available on the ATCC web site at [www.atcc.org](http://www.atcc.org).

© ATCC 2017. All rights reserved. ATCC is a registered trademark of the American Type Culture Collection. [10/04]

American Type Culture Collection  
PO Box 1549  
Manassas, VA 20108 USA  
[www.atcc.org](http://www.atcc.org)

800.638.6597 or 703.365.2700  
Fax: 703.365.2750  
Email: [Tech@atcc.org](mailto:Tech@atcc.org)

Or contact your local distributor