





Product Sheet

***Salmonella enterica subsp. enterica* serovar *Typhimurium GFP* (ATCC® 14028GFP™)**

Please read this **FIRST**



Storage Temp.
-80°C or colder



Biosafety Level
2

Intended Use

This product is intended for research use only. It is not intended for any animal or human therapeutic or diagnostic use.

Citation of Strain

If use of this culture results in a scientific publication, it should be cited in that manuscript in the following manner: *Salmonella enterica subsp. enterica* serovar *Typhimurium GFP* (ATCC® 14028GFP™)

American Type Culture Collection
PO Box 1549
Manassas, VA 20108 USA
www.atcc.org


800.638.6597 or 703.365.2700
Fax: 703.365.2750
Email: Tech@atcc.org

Or contact your local distributor

 **Description**

Deposited Name: *Salmonella enterica* subsp. *enterica* serovar Typhimurium GFP
Antigenic Properties: I 4,5,12:i:1,2 (Determined by depositor)
Product Description: This clone was derived from ATCC® 14028™ and contains a multicopy vector encoding the green fluorescent protein GFPmut3. This gene is expressed under the control of the P_{lac} promoter. This construct has been designed for Gram-negative bacteria fluorescence labeling. Ampicillin resistance gene (*bla*) encoded on a plasmid. Confers resistance to 100 µg/mL ampicillin.

Vector: pUCP18-MCSgfpmut3
Vector size: 5.492kb
Vector type: plasmid
Marker: *bla* (ampR)
Features:
GFPmut3: fluorescent maker under the control of P_{lac} promoter
Origin of replication: ori from pRO1600
Unique restriction sites: BamHI, EcoRI, EcoRV, SmaI, XhoI.
Double restriction sites: HindIII, PstI, Sall, XbaI.

 **Propagation**

Medium
ATCC® Medium 2853: Nutrient Agar/Broth with 100 mcg/ml Ampicillin
Growth Conditions
Temperature: 37°C
Atmosphere: Aerobic

Propagation Procedure

1. Open thawed vial according to enclosed instructions or visit www.atcc.org for instructions.
2. Aseptically transfer the entire contents to a 5-6 mL tube of #2853 broth. Additional test tubes can be inoculated by transferring 0.5 mL of the primary broth tube to these secondary tubes.
3. Use several drops of the primary broth tube to inoculate a #2853 plate and/or #2853 agar slant.
4. Incubate at 37°C for 16 hours.

 **Notes**

This strain produces the green fluorescent protein GFPmut3. This protein has a green or yellow-green color, exhibits fluorescence with UV light (Excitation: 501 nm; Emission: 511nm). Incubate in the dark as broad-spectrum light may inactivate this protein. Longer incubations (24-48h) might be required in order to visualize fluorescence.

Important: a concentration of 100 µg/mL ampicillin must be maintained at all time during culture. Absence or low concentrations of ampicillin will result in plasmid loss. This strain is stable for up to 5 consecutive passages in the recommended culture conditions.

Additional information on this culture is available on the ATCC® web site at www.atcc.org.

 **References**

References and other information relating to this product are available online at www.atcc.org.

 **Biosafety Level: 2**

Appropriate safety procedures should always be used with this material. Laboratory safety is discussed in the current publication of the *Biosafety in Microbiological and Biomedical Laboratories* from the U.S. Department of Health and Human Services Centers for Disease Control and Prevention and National Institutes for Health.

ATCC Warranty



ATCC® products are warranted for 30 days from the date of shipment, and this warranty is valid only if the product is stored and handled according to the information included on this product information sheet. If the



Product Sheet

***Salmonella enterica subsp.
enterica serovar
Typhimurium GFP*** (ATCC®
14028GFP™)

Please read this **FIRST**

	Storage Temp. -80°C or colder
.....	
	Biosafety Level 2

Intended Use

This product is intended for research use only. It is not intended for any animal or human therapeutic or diagnostic use.

Citation of Strain

If use of this culture results in a scientific publication, it should be cited in that manuscript in the following manner: *Salmonella enterica subsp. enterica serovar Typhimurium GFP* (ATCC® 14028GFP™)

ATCC® product is a living cell or microorganism, ATCC lists the media formulation that has been found to be effective for this product. While other, unspecified media may also produce satisfactory results, a change in media or the absence of an additive from the ATCC recommended media may affect recovery, growth and/or function of this product. If an alternative medium formulation is used, the ATCC warranty for viability is no longer valid.

Disclaimers

This product is intended for laboratory research purposes only. It is not intended for use in humans. While ATCC uses reasonable efforts to include accurate and up-to-date information on this product sheet, ATCC makes no warranties or representations as to its accuracy. Citations from scientific literature and patents are provided for informational purposes only. ATCC does not warrant that such information has been confirmed to be accurate.

This product is sent with the condition that you are responsible for its safe storage, handling, and use. ATCC is not liable for any damages or injuries arising from receipt and/or use of this product. While reasonable effort is made to insure authenticity and reliability of materials on deposit, ATCC is not liable for damages arising from the misidentification or misrepresentation of such materials.

Please see the enclosed Material Transfer Agreement (MTA) for further details regarding the use of this product. The MTA is also available on our Web site at www.atcc.org

Additional information on this culture is available on the ATCC web site at www.atcc.org.

© ATCC 2016. All rights reserved. ATCC is a registered trademark of the American Type Culture Collection. [11/09]

American Type Culture Collection
PO Box 1549
Manassas, VA 20108 USA
www.atcc.org

800.638.6597 or 703.365.2700
Fax: 703.365.2750
Email: Tech@atcc.org

Or contact your local distributor