





Nucleic Acid Product Sheet

Candida albicans (Robin) Berkhout (ATCC® 11006D- 5™)

Please read this **FIRST**



Storage Temp.
Frozen: -80°C or colder
Freeze-Dried: 2°C to 8°C
Live Culture: See Propagation Section



Biosafety Level
1

Intended Use

This product is intended for research use only. It is not intended for any animal or human therapeutic or diagnostic use.

Citation of Strain

If use of this culture results in a scientific publication, it should be cited in that manuscript in the following manner: *Candida albicans* (Robin) Berkhout (ATCC® 11006D-5™)

Nucleic Acid Information

Total DNA: At least 5 µg in 1X TE buffer
OD₂₆₀/OD₂₈₀: 1.6 to 2.1

American Type Culture Collection
PO Box 1549
Manassas, VA 20108 USA
www.atcc.org

800.638.6597 or 703.365.2700
Fax: 703.365.2750
Email: Tech@atcc.org

Or contact your local distributor

Description

Source: *Candida albicans* (Robin) Berkhout

Designation: Genomic DNA from *Candida albicans* ATCC® 11006™

Description: Genomic DNA isolated from *Candida albicans* (ATCC 42266, CBS 1905). This fungal strain is also available as ATCC® Catalog No. 11006™.

Note: Genomic DNA isolated from fungi is appropriate for PCR* and other molecular biology applications.

*The polymerase chain reaction (PCR) process is covered by patents owned by Hoffmann-LaRoche Inc. Use of the PCR process requires a license.

Batch-Specific Information

Refer to the Certificate of Analysis for batch-specific test results.

Preparation Procedure

Centrifuge tube prior to opening to prevent loss of pelleted material.

1. Rehydrate contents of vial with molecular grade H₂O. DNA is dried in 1X Tris buffer.
2. Place vial at 37°C for 1 hour or at 2°C to 8°C overnight.
3. For more complete rehydration and to fully recover DNA, incubate the sample overnight at 4°C while rocking; then incubate for 1 hour at 65°C. Resuspending the dried DNA in ≥250 µL may give better results.

Quality Control Information

1. Fungal genomic DNA is provided in a dried form. Store at +2°C to 8°C upon receipt. Store at -20°C if stored for more than 6 months).

Note: Do not store in freezers with a defrost cycle. This will expose the product to increased temperatures.

2. Concentration by PicoGreen® measurement was found to be approximately 5 µg.
3. Purity: OD₂₆₀/OD₂₈₀ ratio.
4. Integrity of DNA was determined by electrophoresis on a 1% agarose gel stained with SYBER Safe™, and was found to be of high molecular weight.
5. No RNA was detected by electrophoresis.
6. Functional activity was confirmed by PCR amplification of approximately 1500 base pairs fragment of rRNA gene cluster including ITS1-5.8S-ITS2 region.
7. Identity confirmed by sequencing of ITS1, 5.8S gene and ITS2 regions of ribosomal RNA (~ 500 base pairs).

Biosafety Level: 1

Appropriate safety procedures should always be used with this material. Laboratory safety is discussed in the current publication of the *Biosafety in Microbiological and Biomedical Laboratories* from the U.S. Department of Health and Human Services Centers for Disease Control and Prevention and National Institutes for Health.

ATCC Warranty

The viability of ATCC® products is warranted for 30 days from the date of shipment, and is valid only if the product is stored and cultured according to the information included on this product information sheet. ATCC lists the media formulation that has been found to be effective for this strain. While other, unspecified media may also produce satisfactory results, a change in media or the absence of an additive from the ATCC recommended media may affect recovery, growth and/or function of this strain. If an alternative medium formulation is used, the ATCC warranty for viability is no longer valid.

Disclaimers

This product is intended for laboratory research purposes only. It is not intended for use in humans.

While ATCC uses reasonable efforts to include accurate and up-to-date information on this product sheet, ATCC makes no warranties or representations as to its accuracy. Citations from scientific literature and patents are provided for informational purposes only. ATCC does not warrant that such information has been confirmed to be accurate.

This product is sent with the condition that you are responsible for its safe storage, handling, and use.



Nucleic Acid Product Sheet

***Candida albicans* (Robin) Berkhout (ATCC® 11006D- 5™)**


ATCC is not liable for any damages or injuries arising from receipt and/or use of this product. While reasonable effort is made to insure authenticity and reliability of strains on deposit, ATCC is not liable for damages arising from the misidentification or misrepresentation of cultures.

Please see the enclosed Material Transfer Agreement (MTA) for further details regarding the use of this product. The MTA is also available on our Web site at www.atcc.org


Additional information on this culture is available on the ATCC web site at www.atcc.org.

© ATCC 2014. All rights reserved. ATCC is a registered trademark of the American Type Culture Collection. [04/01]

Please read this FIRST



Storage Temp.
**Frozen: -80°C or
colder**
**Freeze-Dried: 2°C
to 8°C**
**Live Culture: See
Propagation
Section**



Biosafety Level
1

Intended Use

This product is intended for research use only. It is not intended for any animal or human therapeutic or diagnostic use.

Citation of Strain

If use of this culture results in a scientific publication, it should be cited in that manuscript in the following manner: *Candida albicans* (Robin) Berkhout (ATCC® 11006D-5™)

Nucleic Acid Information

Total DNA: At least 5 µg in 1X TE buffer

OD₂₆₀/OD₂₈₀: 1.6 to 2.1

American Type Culture Collection
PO Box 1549
Manassas, VA 20108 USA
www.atcc.org

800.638.6597 or 703.365.2700
Fax: 703.365.2750
Email: Tech@atcc.org

Or contact your local distributor