





Product Sheet

Influenza A virus (H3N2) (ATCC® VR-822™)

Please read this FIRST





Intended Use

This product is intended for research use only. It is not intended for any animal or human therapeutic or diagnostic use.

Citation of Strain

If use of this culture results in a scientific publication, it should be cited in that manuscript in the following manner: Influenza A virus (H3N2) (ATCC® VR-822™)

American Type Culture Collection
PO Box 1549
Manassas, VA 20108 USA
www.atcc.org

800.638.6597 or 703.365.2700
Fax: 703.365.2750
Email: Tech@atcc.org

Or contact your local distributor

Description

Strain: A/Victoria/3/75
Classification: *Orthomyxoviridae*, *Influenzavirus A*
Original Source: Isolated from humans, Melbourne, Australia
Depositor: AP Kendal

Batch-Specific Information

Refer to the Certificate of Analysis for batch-specific test results.

Propagation

Propagation Host:
10 day old incubated specific pathogen free embryonated chicken eggs

Effect on Host:
Hemagglutinates chicken red blood cells and possible death of chicken embryo

Growth Conditions

Temperature: 33°C

Recommendations for Infection: Dilute virus with D-PBS prior to inoculation. While candling the eggs, draw a pencil line around the air sac. Using an 18.5 gauge needle, poke a hole into the air sac. Using a 1.0 mL syringe fitted with a 22.5 gauge needle, insert the needle through the hole and into the allantoic cavity. Inject 0.2 mL of diluted inoculum into the allantoic cavity. Seal the hole with nail polish or sterile tape. Incubate eggs at 33°C 2-3 days, checking embryo viability every 12-18 hours and discard non-viable eggs.

To harvest allantoic fluid, refrigerate eggs for at least 2 hour post incubation. Use sterile scissors to cut away the shell around the air sack. Aspirate the allantoic fluid with a syringe or a pipette. Avoid capturing blood or yolk in the allantoic fluid.

Incubation: 2-3 days with humidity

Comments

Hemagglutinin member of H3 subgroup, but antigenically variant from prior strains. Neuraminidase member of N2 subgroup, but antigenically variant from prior strains. Cross-reacts with A/Hong Kong/68, A/England/42/72, A/Port Chalmers/73 and A/Scotland/74 viruses.

References

References and other information relating to this product are available online at www.atcc.org.

Key Abbreviations

AI, allantoic fluid
°C, degrees Celsius
CE, chicken embryo
CEID₅₀(CEID[50]), The Chicken Embryo Infectious Dose 50% endpoint is the 50% infectious endpoint in chicken embryo. The CEID₅₀ is the dilution of virus that under the conditions of the assay can be expected to infect 50% of the chicken embryos inoculated, just as a Lethal Dose 50% (LD₅₀) is expected to kill half of the animals exposed. A reciprocal of the dilution required to yield the CEID₅₀ provides a measure of the titer (or infectivity) of a virus preparation.
CRBC, chicken red blood cells
D-PBS, Dulbecco's Phosphate Buffered Saline (ATCC® 30-2200™)
H, hemagglutinin
HA, hemagglutination
i.a., intra allantoic
ml, milliliter
N, neuraminidase
NIH, National Institutes of Health
RBC, red blood cells


Biosafety Level: 2




Product Sheet

Influenza A virus (H3N2) (ATCC® VR-822™)

Please read this FIRST





Intended Use

This product is intended for research use only. It is not intended for any animal or human therapeutic or diagnostic use.

Citation of Strain

If use of this culture results in a scientific publication, it should be cited in that manuscript in the following manner: Influenza A virus (H3N2) (ATCC® VR-822™)

Appropriate safety procedures should always be used with this material. Laboratory safety is discussed in the current publication of the *Biosafety in Microbiological and Biomedical Laboratories* from the U.S. Department of Health and Human Services Centers for Disease Control and Prevention and National Institutes for Health.

ATCC Warranty

The viability of ATCC® products is warranted for 30 days from the date of shipment, and is valid only if the product is stored and cultured according to the information included on this product information sheet. ATCC lists the media formulation that has been found to be effective for this strain. While other, unspecified media may also produce satisfactory results, a change in media or the absence of an additive from the ATCC recommended media may affect recovery, growth and/or function of this strain. If an alternative medium formulation is used, the ATCC warranty for viability is no longer valid.

Disclaimers

This product is intended for laboratory research purposes only. It is not intended for use in humans.

While ATCC uses reasonable efforts to include accurate and up-to-date information on this product sheet, ATCC makes no warranties or representations as to its accuracy. Citations from scientific literature and patents are provided for informational purposes only. ATCC does not warrant that such information has been confirmed to be accurate.

This product is sent with the condition that you are responsible for its safe storage, handling, and use. ATCC is not liable for any damages or injuries arising from receipt and/or use of this product. While reasonable effort is made to insure authenticity and reliability of strains on deposit, ATCC is not liable for damages arising from the misidentification or misrepresentation of cultures.

Please see the enclosed Material Transfer Agreement (MTA) for further details regarding the use of this product. The MTA is also available on our Web site at www.atcc.org

Additional information on this culture is available on the ATCC web site at www.atcc.org.

© ATCC 2014. All rights reserved. ATCC is a registered trademark of the American Type Culture Collection. [01/28]

American Type Culture Collection
PO Box 1549
Manassas, VA 20108 USA
www.atcc.org

800.638.6597 or 703.365.2700
Fax: 703.365.2750
Email: Tech@atcc.org

Or contact your local distributor