





Product Sheet

Adeno-associated virus 4 (ATCC® VR-646™)

Please read this FIRST



Storage Temp.
-70°C or colder



Biosafety Level
2

Intended Use

This product is intended for research use only. It is not intended for any animal or human therapeutic or diagnostic use.

Citation of Strain

If use of this culture results in a scientific publication, it should be cited in that manuscript in the following manner: Adeno-associated virus 4 (ATCC® VR-646™)

American Type Culture Collection
PO Box 1549
Manassas, VA 20108 USA
www.atcc.org

800.638.6597 or 703.365.2700
Fax: 703.365.2750
Email: Tech@atcc.org

Or contact your local distributor

Description

Strain: none

Classification: Parvoviridae, Dependovirus, Adeno-associated virus-4

Original Source:

Monkey cells infected with SV-15 virus

Depositor: WP Parks

Batch-Specific Information

Refer to the Certificate of Analysis for batch-specific test results.

Propagation

Propagation Host:

monkey kidney cells; suckling mouse

Recommended Host: LLC-MK₂ (ATCC® CCL-7.1™)

Effect on Host:

Cytopathic effect: AAV produces no CPE. Helper adenovirus induces refractile rounding and cell sloughing.

AAV produces no CPE. Helper adenovirus induces refractile rounding and cell sloughing.

Non-cytopathic without helper virus

Medium:

Virus growth medium: EMEM (ATCC® 30-2003) + 2%FBS (ATCC® 30-2020) with adenovirus helper SV-15 (ATCC® VR-1449™)

Growth Conditions

Temperature: 37.0°C

Duration: Evidence of virus growth can be expected within 2-3 days. For best results cells should be 24-48 hours old and 80%-90% confluent (not 100%) at the time of infection.

Comments

Requires co-infection with helper adenovirus SV-15 (ATCC® VR-1449™) for replication. Helper virus may be inactivated at 56°C for 30 minutes.

NOTE: This preparation has tested positive for *Mycoplasma orale* by PCR. This strain of *Mycoplasma* does not grow in agar.

References

References and other information relating to this product are available online at www.atcc.org.

Key Abbreviations

AAV, Adeno associated virus

AGMkK, African green monkey kidney cells

bp, base pair

CF, complement fixation

CO₂(CO₂), carbon dioxide

CPE, cytopathic effect

D-17, primary canine osteogenic sarcoma cells

EMEM, Eagles minimum essential medium

FBS, fetal bovine serum

i.u., infectious units

LLC-MK₂(LLC-MK2), rhesus monkey kidney cells

MK, monkey cells

mL, milliliter

MOI, multiplicity of infection

NCBI, National Center for Biotechnology Information

PCR, polymerase chain reaction

Pen, penicillin


Strep, streptomycin




Product Sheet

Adeno-associated virus 4 (ATCC® VR-646™)

Please read this FIRST





Intended Use

This product is intended for research use only. It is not intended for any animal or human therapeutic or diagnostic use.

Citation of Strain

If use of this culture results in a scientific publication, it should be cited in that manuscript in the following manner: Adeno-associated virus 4 (ATCC® VR-646™)

SV, simian virus

TC, tissue culture

TCID₅₀(TCID₅₀), The Tissue Culture Infectious Dose

50% endpoint is the 50% infectious endpoint in cell culture. The TCID₅₀ is the dilution of virus that under the conditions of the assay can be expected to infect 50% of the culture vessels inoculated, just as a Lethal Dose 50% (LD₅₀) is expected to kill half of the animals exposed. A reciprocal of the dilution required to yield the TCID₅₀ provides a measure of the titer (or infectivity) of a virus preparation.

© ATCC 2006. All rights reserved.

ATCC® is a registered trademark of the American Type Culture Collection.
12/2006SE



Biosafety Level: 2

Appropriate safety procedures should always be used with this material. Laboratory safety is discussed in the current publication of the *Biosafety in Microbiological and Biomedical Laboratories* from the U.S. Department of Health and Human Services Centers for Disease Control and Prevention and National Institutes for Health.

ATCC Warranty

The viability of ATCC® products is warranted for 30 days from the date of shipment, and is valid only if the product is stored and cultured according to the information included on this product information sheet. ATCC lists the media formulation that has been found to be effective for this strain. While other, unspecified media may also produce satisfactory results, a change in media or the absence of an additive from the ATCC recommended media may affect recovery, growth and/or function of this strain. If an alternative medium formulation is used, the ATCC warranty for viability is no longer valid.

Disclaimers

This product is intended for laboratory research purposes only. It is not intended for use in humans.

While ATCC uses reasonable efforts to include accurate and up-to-date information on this product sheet, ATCC makes no warranties or representations as to its accuracy. Citations from scientific literature and patents are provided for informational purposes only. ATCC does not warrant that such information has been confirmed to be accurate.

This product is sent with the condition that you are responsible for its safe storage, handling, and use. ATCC is not liable for any damages or injuries arising from receipt and/or use of this product. While reasonable effort is made to insure authenticity and reliability of strains on deposit, ATCC is not liable for damages arising from the misidentification or misrepresentation of cultures.

Please see the enclosed Material Transfer Agreement (MTA) for further details regarding the use of this product. The MTA is also available on our Web site at www.atcc.org

Additional information on this culture is available on the ATCC web site at www.atcc.org.

© ATCC 2013. All rights reserved. ATCC is a registered trademark of the American Type Culture Collection. [02/04]

American Type Culture Collection
PO Box 1549
Manassas, VA 20108 USA
www.atcc.org

800.638.6597 or 703.365.2700
Fax: 703.365.2750
Email: Tech@atcc.org

Or contact your local distributor