





Product Sheet

Chlamydomphila pecorum (Fukushi and Hirai) Everett et al. (ATCC® VR-628™)

Please read this FIRST



Storage Temp.
-70°C or colder



Biosafety Level
2

Intended Use

This product is intended for research use only. It is not intended for any animal or human therapeutic or diagnostic use.

Citation of Strain

If use of this culture results in a scientific publication, it should be cited in that manuscript in the following manner: *Chlamydomphila pecorum* (Fukushi and Hirai) Everett et al. (ATCC® VR-628™)

American Type Culture Collection
PO Box 1549
Manassas, VA 20108 USA
www.atcc.org

800.638.6597 or 703.365.2700
Fax: 703.365.2750
Email: Tech@atcc.org

Or contact your local distributor

Description

Strain: Sporadic Bovine Encephalomyelitis [strain E58 (McNutt)]
Classification: Chlamydiaceae
Original Source: Calf brain from herd in Iowa, USA
Depositor: LA Page

Batch-Specific Information

Refer to the Certificate of Analysis for batch-specific test results.

Propagation

Propagation Host:
McCoy (ATCC CRL-1696)

Effect on Host:
In TC, requires FA to visualize intracellular inclusion bodies. Lethal for CE with hyperemia and hemorrhage in y.s. and embryo

Medium:
DMEM (ATCC® 30-2002™) + 10% pre-screened FBS + 2 µg/mL Ready Made cycloheximide (Sigma C-4859 100 mg/mL) + 1.0 mL of 1M HEPES (Invitrogen/Gibco 15630-106)

Growth Conditions

Temperature: 37°C

Recommendations for Infection: For best results cells should be 24 to 48 hours old and 90-100% confluent as the cycloheximide will prevent further growth.

Incubation: 48 to 72 hours, a 5%CO₂ in air atmosphere is recommended.

Comments

FBS used to culture *Chlamydia* must be prescreened to verify that the serum does not contain antibodies to *Chlamydia* or other factors that would interfere with growth.

Highly lethal and infectious for guinea pigs as well as chicken embryos. Non-infectious for mice, pigeons, sparrows, parakeets, turkeys and lambs. Growth rate markedly increases with temperature, optimal temperature for growth in chicken embryos is 39°C. Suggested protocol for propagation in TC: Add glass beads and vortex preparation to disrupt cells. Infect monolayer with disrupted material. Centrifuge at 3000 x rpm (750 x g) for 1 hour. Feed with fresh growth medium containing FBS prescreened for Chlamydia antibodies and 1-5mg/mL cycloheximide. Incubate at 37°C for 48 to 72 hours, a 5% CO₂ in air atmosphere is recommended. Biosafety level 3 facilities and practices are indicated for activities with high potential for droplet or aerosol production.

References

References and other information relating to this product are available online at www.atcc.org.

Key Abbreviations

°C, degrees Celsius

CO₂ (CO₂), carbon dioxide

DMEM, Dulbecco's Modified Eagle's Medium

FA, fluorescent antibody

FBS, fetal bovine serum

g, acceleration of gravity

HEPES, N-(2-Hydroxyethyl)piperazine-N'-(2-ethanesulfonic acid)

Biosafety Level: 2


Appropriate safety procedures should always be used with this material. Laboratory safety is discussed in the current publication of the *Biosafety in Microbiological and Biomedical Laboratories* from the U.S. Department of Health and Human Services Centers for Disease Control and Prevention and National Institutes




Product Sheet

Chlamydophila pecorum
(Fukushi and Hirai) Everett
et al. (ATCC® VR-628™)

Please read this FIRST



Storage Temp.
-70°C or colder



Biosafety Level
2

Intended Use

This product is intended for research use only. It is not intended for any animal or human therapeutic or diagnostic use.

Citation of Strain

If use of this culture results in a scientific publication, it should be cited in that manuscript in the following manner: *Chlamydophila pecorum* (Fukushi and Hirai) Everett et al. (ATCC® VR-628™)

for Health.

ATCC Warranty

The viability of ATCC® products is warranted for 30 days from the date of shipment, and is valid only if the product is stored and cultured according to the information included on this product information sheet. ATCC lists the media formulation that has been found to be effective for this strain. While other, unspecified media may also produce satisfactory results, a change in media or the absence of an additive from the ATCC recommended media may affect recovery, growth and/or function of this strain. If an alternative medium formulation is used, the ATCC warranty for viability is no longer valid.

Disclaimers

This product is intended for laboratory research purposes only. It is not intended for use in humans.

While ATCC uses reasonable efforts to include accurate and up-to-date information on this product sheet, ATCC makes no warranties or representations as to its accuracy. Citations from scientific literature and patents are provided for informational purposes only. ATCC does not warrant that such information has been confirmed to be accurate.

This product is sent with the condition that you are responsible for its safe storage, handling, and use. ATCC is not liable for any damages or injuries arising from receipt and/or use of this product. While reasonable effort is made to insure authenticity and reliability of strains on deposit, ATCC is not liable for damages arising from the misidentification or misrepresentation of cultures.

Please see the enclosed Material Transfer Agreement (MTA) for further details regarding the use of this product. The MTA is also available on our Web site at www.atcc.org

Additional information on this culture is available on the ATCC web site at www.atcc.org.

© ATCC 2013. All rights reserved. ATCC is a registered trademark of the American Type Culture Collection. [08/12]

American Type Culture Collection
PO Box 1549
Manassas, VA 20108 USA
www.atcc.org

800.638.6597 or 703.365.2700
Fax: 703.365.2750
Email: Tech@atcc.org

Or contact your local distributor