




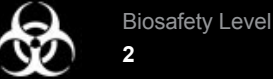
Product Sheet

# Bovine adenovirus 1 (ATCC® VR-313™)

Please read this **FIRST**



---



## Intended Use

This product is intended for research use only. It is not intended for any animal or human therapeutic or diagnostic use.

## Citation of Strain

If use of this culture results in a scientific publication, it should be cited in that manuscript in the following manner: Bovine adenovirus 1 (ATCC® VR-313™)

American Type Culture Collection  
PO Box 1549  
Manassas, VA 20108 USA  
[www.atcc.org](http://www.atcc.org)

800.638.6597 or 703.365.2700  
Fax: 703.365.2750  
Email: [Tech@atcc.org](mailto:Tech@atcc.org)

Or contact your local distributor

## Description

**Strain:** 10

**Classification:** Adenoviridae, Mastadenovirus, Bovine adenovirus A

**Original Source:**

Feces of normal calf

**Depositor:** M Klein

## Batch-Specific Information

Refer to the Certificate of Analysis for batch-specific test results.

## Propagation

**Propagation Host:**

primary bovine embryonic kidney cells

**Recommended Host:** MDBK cells (ATCC® CCL-22)

bovine embryonic kidney cells; bovine kidney cells; MDBK cells (ATCC CCL-22)

**Effect on Host:**

Yes, in vitro effects: Cytopathic effects in tissue culture  
CPE, vacuolization, clumping, and sloughing.

**Medium:**

Virus growth medium: EMEM + 10% HS (ATCC® 30-2041)

**Growth Conditions**

Duration: 8-10 days

## Comments

Agglutinates rat RBC. CPE may be minimal, frequently demonstrating less than 25% involvement of cell sheet, even with prolonged incubation. AAV reported to be present.

## References

References and other information relating to this product are available online at [www.atcc.org](http://www.atcc.org).

## Key Abbreviations

AAV, adeno-associated virus

BEK, bovine embryonic kidney cells

BK, bovine kidney cells

bp, base pair

°C (C), degrees Celsius

CO<sub>2</sub> (CO2), carbon dioxide

CPE, cytopathic effect

EMEM, Eagles minimum essential medium

HS, horse serum

MDBK, Madin Darby bovine kidney cells

mL, milliliter

NCBI, National Center for Biotechnology Information

PCR, polymerase chain reaction

Pr, primary

RBC, red blood cells

TC, tissue culture

TCID<sub>50</sub>(TCID<sub>50</sub>), The Tissue Culture Infectious Dose

50% endpoint is the 50% infectious endpoint in cell culture. The TCID<sub>50</sub> is the dilution of virus that under the conditions of the assay can be expected to infect 50% of the culture vessels inoculated, just as a Lethal Dose 50% (LD<sub>50</sub>) is expected to kill half of the animals exposed. A reciprocal of the dilution required to yield the TCID<sub>50</sub> provides a measure of the titer (or infectivity) of a virus preparation.

USDA, United States Department of Agriculture


© ATCC 2007. All rights reserved.



Product Sheet


## Bovine adenovirus 1 (ATCC® VR-313™)

### Please read this FIRST



Storage Temp.  
**-70°C or colder**

---



Biosafety Level  
**2**

### Intended Use

This product is intended for research use only. It is not intended for any animal or human therapeutic or diagnostic use.

### Citation of Strain

If use of this culture results in a scientific publication, it should be cited in that manuscript in the following manner: Bovine adenovirus 1 (ATCC® VR-313™)

ATCC® is a registered trademark of the American Type Culture Collection.  
3/2007 ca



### Biosafety Level: 2

Appropriate safety procedures should always be used with this material. Laboratory safety is discussed in the current publication of the *Biosafety in Microbiological and Biomedical Laboratories* from the U.S. Department of Health and Human Services Centers for Disease Control and Prevention and National Institutes for Health.

### ATCC Warranty

The viability of ATCC® products is warranted for 30 days from the date of shipment, and is valid only if the product is stored and cultured according to the information included on this product information sheet. ATCC lists the media formulation that has been found to be effective for this strain. While other, unspecified media may also produce satisfactory results, a change in media or the absence of an additive from the ATCC recommended media may affect recovery, growth and/or function of this strain. If an alternative medium formulation is used, the ATCC warranty for viability is no longer valid.

### Disclaimers

This product is intended for laboratory research purposes only. It is not intended for use in humans.

While ATCC uses reasonable efforts to include accurate and up-to-date information on this product sheet, ATCC makes no warranties or representations as to its accuracy. Citations from scientific literature and patents are provided for informational purposes only. ATCC does not warrant that such information has been confirmed to be accurate.

This product is sent with the condition that you are responsible for its safe storage, handling, and use. ATCC is not liable for any damages or injuries arising from receipt and/or use of this product. While reasonable effort is made to insure authenticity and reliability of strains on deposit, ATCC is not liable for damages arising from the misidentification or misrepresentation of cultures.

Please see the enclosed Material Transfer Agreement (MTA) for further details regarding the use of this product. The MTA is also available on our Web site at [www.atcc.org](http://www.atcc.org)

Additional information on this culture is available on the ATCC web site at [www.atcc.org](http://www.atcc.org).  
© ATCC 2014. All rights reserved. ATCC is a registered trademark of the American Type Culture Collection. [04/08]

American Type Culture Collection  
PO Box 1549  
Manassas, VA 20108 USA  
[www.atcc.org](http://www.atcc.org)

800.638.6597 or 703.365.2700  
Fax: 703.365.2750  
Email: [Tech@atcc.org](mailto:Tech@atcc.org)

Or contact your local distributor