


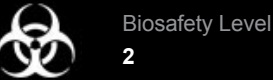


Product Sheet

Avian coronavirus (ATCC® VR-21™)

Please read this **FIRST**





Intended Use

This product is intended for research use only. It is not intended for any animal or human therapeutic or diagnostic use.

Citation of Strain

If use of this culture results in a scientific publication, it should be cited in that manuscript in the following manner: Avian coronavirus (ATCC® VR-21™)

American Type Culture Collection
PO Box 1549
Manassas, VA 20108 USA
www.atcc.org

800.638.6597 or 703.365.2700
Fax: 703.365.2750
Email: Tech@atcc.org

Or contact your local distributor

Description

Strain: M41

Classification: Coronaviridae, Gammacoronavirus

Common Name: Infectious bronchitis virus (IBV)

Original Source:

Isolated in 1941 from 19-day old chicks accidentally infected in the laboratory, University of Massachusetts.

Depositor: CH Cunningham, Michigan State University

Batch-Specific Information

Refer to the Certificate of Analysis for batch-specific test results.

Propagation

Propagation Host:

Production Host: Embryonated chicken egg (9 to 10-day old).

Recommended Host: Embryonated chicken egg (9 to 10 day old)

Alternate Host: Chicken (10-day old, intratracheal inoculation).

Effect on Host:

Yes, in vivo effects: curling, stunting and pale coloring of infected embryos or chickens; may cause death.

Medium:

Chicken egg allantoic fluid

Growth Conditions

Temperature: 37.0°C

Recommendations for Infection: Inoculate embryonated chicken eggs (9 to 10-day old) by the allantoic cavity route with 0.2 mL of a 1:10 to 1:100 dilution of virus in DPBS.

Incubation: 2-6 days

Comments

The M41 (Massachusetts [Michigan State University Repository Code 41]) strain is the prototype of IBV, however it should be noted that antigenicity and virulence of IBV change readily with passage in culture. Unlike fully egg-adapted strains that are non-immunogenic, this strain produces satisfactory immunity as determined by neutralization test for antibodies.

References

References and other information relating to this product are available online at www.atcc.org.

Key Abbreviations

°C, degrees Celsius

CO₂ (CO2), carbon dioxide

CPE, cytopathic effect

mL, milliliter

MOI, multiplicity of infection

NCBI, National Center for Biotechnology Information

DPBS, Dulbeccos Phosphate Buffered Saline

CEID₅₀ (CEID[50]), the 50% infectious endpoint in chicken eggs, i. e. the dilution that, under the conditions of the assay, can be expected to infect 50% of the eggs inoculated, just as a Lethal Dose 50% (LD₅₀) is expected to kill half of the animals exposed. Expressed as TCID₅₀ per volume inoculated per egg. The reciprocal of the dilution required to yield the CEID₅₀ provides a measure of the titer (or infectivity) of a preparation.

ATCC 2010. All rights reserved.

ATCC® is a registered trademark of the American Type Culture Collection.

06/2011, KKJ/MJA

Biosafety Level: 2


Appropriate safety procedures should always be used with this material. Laboratory safety is discussed in




Product Sheet

Avian coronavirus (ATCC® VR-21™)

Please read this **FIRST**

	Storage Temp. -70°C or colder

	Biosafety Level 2

Intended Use

This product is intended for research use only. It is not intended for any animal or human therapeutic or diagnostic use.

Citation of Strain

If use of this culture results in a scientific publication, it should be cited in that manuscript in the following manner: Avian coronavirus (ATCC® VR-21™)

the current publication of the *Biosafety in Microbiological and Biomedical Laboratories* from the U.S. Department of Health and Human Services Centers for Disease Control and Prevention and National Institutes for Health.

ATCC Warranty

The viability of ATCC® products is warranted for 30 days from the date of shipment, and is valid only if the product is stored and cultured according to the information included on this product information sheet. ATCC lists the media formulation that has been found to be effective for this strain. While other, unspecified media may also produce satisfactory results, a change in media or the absence of an additive from the ATCC recommended media may affect recovery, growth and/or function of this strain. If an alternative medium formulation is used, the ATCC warranty for viability is no longer valid.

Disclaimers

This product is intended for laboratory research purposes only. It is not intended for use in humans.

While ATCC uses reasonable efforts to include accurate and up-to-date information on this product sheet, ATCC makes no warranties or representations as to its accuracy. Citations from scientific literature and patents are provided for informational purposes only. ATCC does not warrant that such information has been confirmed to be accurate.

This product is sent with the condition that you are responsible for its safe storage, handling, and use. ATCC is not liable for any damages or injuries arising from receipt and/or use of this product. While reasonable effort is made to insure authenticity and reliability of strains on deposit, ATCC is not liable for damages arising from the misidentification or misrepresentation of cultures.

Please see the enclosed Material Transfer Agreement (MTA) for further details regarding the use of this product. The MTA is also available on our Web site at www.atcc.org

Additional information on this culture is available on the ATCC web site at www.atcc.org.

© ATCC 2014. All rights reserved. ATCC is a registered trademark of the American Type Culture Collection. [04/08]

American Type Culture Collection
PO Box 1549
Manassas, VA 20108 USA
www.atcc.org

800.638.6597 or 703.365.2700
Fax: 703.365.2750
Email: Tech@atcc.org

Or contact your local distributor