





Product Sheet

Vaccinia virus (ATCC® VR-1605™)

Please read this FIRST





Intended Use

This product is intended for research use only. It is not intended for any animal or human therapeutic or diagnostic use.

Citation of Strain

If use of this culture results in a scientific publication, it should be cited in that manuscript in the following manner: Vaccinia virus (ATCC® VR-1605™)

American Type Culture Collection
PO Box 1549
Manassas, VA 20108 USA
www.atcc.org

800.638.6597 or 703.365.2700
Fax: 703.365.2750
Email: Tech@atcc.org

Or contact your local distributor

Description

Strain: rVV-hgp100

Classification: *Poxviridae, Orthopoxvirus*

Original Source:

rVV-hgp100 was constructed in Dr. Nicolas P. Restifo's laboratory of Surgery Branch/ NCI/ NIH in the early 1990's.

Depositor: Dr. Zhiya Yu from Surgery Branch/ NCI/ NIH

Batch-Specific Information

Refer to the Certificate of Analysis for batch-specific test results.

Propagation

Propagation Host:

Production Host: Human TK- cells (provided by the depositor (Dr. Zhiya Yu). Virus can be propagated in numerous cell lines (see Alternate Hosts)).

Production Host: Human TK- cells (provided by the depositor (Dr. Zhiya Yu). Virus can be propagated in numerous cell lines (see Alternate Hosts).)

Alternate Hosts: BS-C-1 cells (ATCC CCL-26), Vero cells (ATCC CCL-81), and HeLa cells (ATCC CCL-2)

Effect on Host:

Cell enlargement and clustering of rounded cells in cell culture; plaques with rounding and eventual sloughing.

Medium:

Virus growth medium: DMEM (ATCC® 30-2002™) + 2% FBS (ATCC® 30-2020™)

Growth Conditions

Plant cells 24-48 hours in advance and infect when cultures are 80-90% confluent. Process virus by freeze/thawing it three times by vapor phase of liquid nitrogen and 37.0°C water bath (vortex mixing on high speed for 20 seconds between each freeze/ thaw), sonicating with 40% power for 30 seconds, and then a final vortex mixing on high speed for 30 seconds. Remove cell growth medium from the flask, and inoculate with a small volume of virus stock diluted in virus growth medium to provide a MOI of about 1-3. Adsorb 1-2 hours at 37.0°C in a humidified 5% CO2 atmosphere, rocking every 15-20 minutes to redistribute inoculum. End adsorption by adding virus growth medium.

Incubate infected culture for 1-3 days at 37.0°C in a humidified 5% CO2 atmosphere, until CPE are well advanced through 90% of the culture.

Comments

VR-1605 is recombinant Vaccinia virus strain rVV-hgp100 that expresses human melanoma antigen gp100. It is considered a potent immunogen to activate tumor reactive T cells in both human and mice, and was developed by NCI.

References

References and other information relating to this product are available online at www.atcc.org.

Key Abbreviations

NCI, National Cancer Institute

NIH, National Institutes of Health

CPE, cytopathic effect

MOI, multiplicity of infection

ATCC 2010. All rights reserved.

ATCC® is a registered trademark of the American Type Culture Collection.

11/2010 QSS/ MJA

Biosafety Level: 2



Appropriate safety procedures should always be used with this material. Laboratory safety is discussed in the current publication of the *Biosafety in Microbiological and Biomedical Laboratories* from the U.S.



Product Sheet

Vaccinia virus (ATCC® VR-1605™)

Please read this FIRST

| | |
|---|---|
|  | Storage Temp. -70°C or colder |
|  | Biosafety Level 2 |

Intended Use

This product is intended for research use only. It is not intended for any animal or human therapeutic or diagnostic use.

Citation of Strain

If use of this culture results in a scientific publication, it should be cited in that manuscript in the following manner: Vaccinia virus (ATCC® VR-1605™)

Department of Health and Human Services Centers for Disease Control and Prevention and National Institutes for Health.

ATCC Warranty

The viability of ATCC® products is warranted for 30 days from the date of shipment, and is valid only if the product is stored and cultured according to the information included on this product information sheet. ATCC lists the media formulation that has been found to be effective for this strain. While other, unspecified media may also produce satisfactory results, a change in media or the absence of an additive from the ATCC recommended media may affect recovery, growth and/or function of this strain. If an alternative medium formulation is used, the ATCC warranty for viability is no longer valid.

Disclaimers

This product is intended for laboratory research purposes only. It is not intended for use in humans.

While ATCC uses reasonable efforts to include accurate and up-to-date information on this product sheet, ATCC makes no warranties or representations as to its accuracy. Citations from scientific literature and patents are provided for informational purposes only. ATCC does not warrant that such information has been confirmed to be accurate.

This product is sent with the condition that you are responsible for its safe storage, handling, and use. ATCC is not liable for any damages or injuries arising from receipt and/or use of this product. While reasonable effort is made to insure authenticity and reliability of strains on deposit, ATCC is not liable for damages arising from the misidentification or misrepresentation of cultures.

Please see the enclosed Material Transfer Agreement (MTA) for further details regarding the use of this product. The MTA is also available on our Web site at www.atcc.org

Additional information on this culture is available on the ATCC web site at www.atcc.org.

© ATCC 2013. All rights reserved. ATCC is a registered trademark of the American Type Culture Collection. [02/01]

American Type Culture Collection
PO Box 1549
Manassas, VA 20108 USA
www.atcc.org

800.638.6597 or 703.365.2700
Fax: 703.365.2750
Email: Tech@atcc.org

Or contact your local distributor