




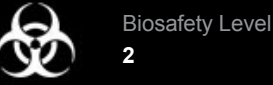
Product Sheet

# *Chlamydomophila pneumoniae* (Grayston et al.) Everett et al. (ATCC® VR-1435™)

Please read this **FIRST**



---



## Intended Use

This product is intended for research use only. It is not intended for any animal or human therapeutic or diagnostic use.

## Citation of Strain

If use of this culture results in a scientific publication, it should be cited in that manuscript in the following manner: *Chlamydomophila pneumoniae* (Grayston et al.) Everett et al. (ATCC® VR-1435™)

American Type Culture Collection  
PO Box 1549  
Manassas, VA 20108 USA  
[www.atcc.org](http://www.atcc.org)

800.638.6597 or 703.365.2700  
Fax: 703.365.2750  
Email: [Tech@atcc.org](mailto:Tech@atcc.org)

Or contact your local distributor

## Description

Strain: J-21

Classification: *Chlamydiaceae*, *Chlamydomophila*

Original Source: Throat culture of 12-year-old boy in Japan with pneumonia

Depositor: N Tsumura

## Batch-Specific Information

Refer to the Certificate of Analysis for batch-specific test results.

## Propagation

### Propagation Host:

HEp-2 cells (ATCC CCL-23)

### Effect on Host:

Intracellular inclusion bodies visualized by fluorescent staining with genus or species specific conjugated antibodies

### Medium:

DMEM (ATCC® 30-2002™) + 10% prescreened FBS + 10 mM HEPES + 2 mg/mL Cycloheximide (Sigma C-4859 Ready-Made)

### Growth Conditions

Temperature: 35°C

Recommendations for Infection: For best results cells should be 24 to 48 hours old and 90-100% confluent.

Incubation: 3 days, a 5% CO<sub>2</sub> in air atmosphere is recommended

## Comments

FBS used to culture *Chlamydia* must be prescreened to verify that the serum does not contain antibodies to *Chlamydia* or other factors that would interfere with growth.

Note that activities with high potential for aerosol production require BSL 3 facilities and practices. Rapid loss in titer when stored above -70°C. Suggested protocol for propagation: Add glass beads and vortex preparation to disrupt cells. Infect monolayer with disrupted material. Centrifuge at 3000 x rpm (750 x g) for 1 hour. Feed with fresh growth medium containing FBS prescreened for Chlamydia antibodies and 1-2 mg/mL Cycloheximide. Incubate at 35°C for 3 days, a 5% CO<sub>2</sub> in air atmosphere is recommended. This preparation has tested positive for Mycoplasma contamination.

## References

References and other information relating to this product are available online at [www.atcc.org](http://www.atcc.org).

## Key Abbreviations

°C (C), degree Celsius

BSL, Biosafety Level

CO<sub>2</sub> (CO2), carbon dioxide

DMEM, Dulbecco's Modified Eagles Medium

FA, fluorescent antibody

FBS, fetal bovine serum

g, acceleration of gravity

HEPES, N-(2-Hydroxyethyl)piperazine-N'-(2-ethanesulfonic acid)

## Biosafety Level: 2


Appropriate safety procedures should always be used with this material. Laboratory safety is discussed in the current publication of the *Biosafety in Microbiological and Biomedical Laboratories* from the U.S. Department of Health and Human Services Centers for Disease Control and Prevention and National Institutes for Health.



Product Sheet


***Chlamydomophila pneumoniae* (Grayston et al.) Everett et al. (ATCC® VR-1435™)**

**Please read this FIRST**



Storage Temp.  
**-70°C or colder**

---



Biosafety Level  
**2**

**Intended Use**

This product is intended for research use only. It is not intended for any animal or human therapeutic or diagnostic use.

**Citation of Strain**

If use of this culture results in a scientific publication, it should be cited in that manuscript in the following manner: *Chlamydomophila pneumoniae* (Grayston et al.) Everett et al. (ATCC® VR-1435™)

---

**ATCC Warranty**

---

The viability of ATCC® products is warranted for 30 days from the date of shipment, and is valid only if the product is stored and cultured according to the information included on this product information sheet. ATCC lists the media formulation that has been found to be effective for this strain. While other, unspecified media may also produce satisfactory results, a change in media or the absence of an additive from the ATCC recommended media may affect recovery, growth and/or function of this strain. If an alternative medium formulation is used, the ATCC warranty for viability is no longer valid.

---

**Disclaimers**

---

This product is intended for laboratory research purposes only. It is not intended for use in humans.

While ATCC uses reasonable efforts to include accurate and up-to-date information on this product sheet, ATCC makes no warranties or representations as to its accuracy. Citations from scientific literature and patents are provided for informational purposes only. ATCC does not warrant that such information has been confirmed to be accurate.

This product is sent with the condition that you are responsible for its safe storage, handling, and use. ATCC is not liable for any damages or injuries arising from receipt and/or use of this product. While reasonable effort is made to insure authenticity and reliability of strains on deposit, ATCC is not liable for damages arising from the misidentification or misrepresentation of cultures.

Please see the enclosed Material Transfer Agreement (MTA) for further details regarding the use of this product. The MTA is also available on our Web site at [www.atcc.org](http://www.atcc.org)

Additional information on this culture is available on the ATCC web site at [www.atcc.org](http://www.atcc.org).

© ATCC 2013. All rights reserved. ATCC is a registered trademark of the American Type Culture Collection. [08/12]

American Type Culture Collection  
PO Box 1549  
Manassas, VA 20108 USA  
[www.atcc.org](http://www.atcc.org)

800.638.6597 or 703.365.2700  
Fax: 703.365.2750  
Email: [Tech@atcc.org](mailto:Tech@atcc.org)

Or contact your local distributor