





Product Sheet

Lagenidium karlingii (ATCC® MYA-4936™)

Please read this **FIRST**



Storage Temp.
Frozen: -80°C or colder
Freeze-Dried: 2°C to 8°C
Live Culture: See Propagation Section



Biosafety Level
2

Intended Use

This product is intended for research use only. It is not intended for any animal or human therapeutic or diagnostic use.

Citation of Strain

If use of this culture results in a scientific publication, it should be cited in that manuscript in the following manner: *Lagenidium karlingii* (ATCC® MYA-4936™)

American Type Culture Collection
PO Box 1549
Manassas, VA 20108 USA
www.atcc.org

800.638.6597 or 703.365.2700
Fax: 703.365.2750
Email: Tech@atcc.org

Or contact your local distributor

Description

Strain Designation: MTLA-06

Deposited Name: *Lagenidium karlingii*

Product Description: An ampoule containing viable cells (e.g. yeast cells, spores, or agar cubes with mycelia) suspended in cryoprotectant.

Propagation

The information recommended in this section is to assist users in obtaining living culture(s) for their studies. The recommendation does not imply that the conditions or procedures provided below are optimum. Experienced researchers may initiate the growth of a culture in their own way.

ATCC® Medium 28: Emmons' modification of Sabouraud's agar

ATCC® Medium 350: Emerson YpSs agar

ATCC® Medium 663: PYG medium

Growth Conditions

Temperature: 30°C to 37°C

Atmosphere: Typical aerobic

Recommended Procedure

Frozen ampoules packed in dry ice should either be thawed immediately or stored in liquid nitrogen. If liquid nitrogen storage facilities are not available, frozen ampoules may be stored at or below -70°C for approximately one week. **Do not under any circumstance store frozen ampoules at refrigerator freezer temperatures (generally -20°C).** Storage of frozen material at this temperature will result in the death of the culture.

1. To thaw a frozen ampoule, place in a **25°C to 30°C** water bath, until just thawed (**approximately 5 minutes**). Immerse the ampoule just sufficient to cover the frozen material. Do not agitate the ampoule.
2. Immediately after thawing, wipe down ampoule with 70% ethanol and aseptically transfer at least 50 µL (or 2-3 agar cubes) of the content onto a plate or broth with medium recommended.
3. Incubate the inoculum/strain at the temperature and conditions recommended.
4. Inspect for growth of the inoculum/strain regularly. The sign of viability is noticeable typically after 10-12 days of incubation. However, the time necessary for significant growth will vary from strain to strain.

Colony and Cell Morphology: After 21 days on Emmons' medium at 30°C, colonies are submerged, off-white, branching. Hyphae sparse, hyaline, thin-walled. Elongated structures predominant, hyaline, irregularly-shaped, guttulate.

Notes

Animal pathogen. Grows quicker at 30°C than 37°C; incubate with high humidity, if available.

Additional, updated information on this product may be available on the ATCC® web site at www.atcc.org.

DNA Sequence

18S ribosomal RNA gene, partial sequence; internal transcribed spacer 1, 5.8S ribosomal RNA gene, and internal transcribed spacer 2, complete sequence; and 28S ribosomal RNA gene, partial sequence
AAGGATCATTACCACACCAAAAAAATTTCCACGTGAACCGTTGCTGTATGGTTTTGACTGCTGCTC
GCTCTCGGGCTTGAGTGGCGGTTAAACAATGCTTACGTTGATTGATTCGCTTCGGCTGAGTCTCCGTGA
GTGCCCTTTTAAACCCCTTTCCATACCTCATTCTGATGTATACTCCGAGAACGAAAGTTCTTGGTTTG
AACTAGATAACAACCTTTCAGCAGTGGATGTCTAGGCTCGCACACGATGAAGAACGCTGCGAACTGC
GATACGTAATGCGAATTGCAGGATTCAGTGAGTCATCGAGATTTGAACGCACATGGCACTTTCCGGTT
ATACCTGGAAGTATGCTGTATCAGTGTCTGTTGTAACAACTTGCCTTTTTGTGTGTGTTTTCTTTTGA
GAGCGCGTGCGAAAGATGTGCAGAATGTGAAGTGTCTTGTGCGCGGAGTCCTTTAAATGCAGTTT
GCTTCTGTGCGGTTGGAAGCGCATGTTTGCCCTCGAAGGAGGTGATCGTGTGACTTGCACGTAAGGTT
GACTTCAGCTAGAACGCTGTAGGCAATGCCAATGAGTGGTATGTTGTGCACCTGTGCTCGACTTGTTA
CTGGTTGGTGCCTGGTCTGTTTTAGTGGGGTCCCTTGTGTGTATGTTGGGTGCGGTTGCTGCTATTACTT
CTGGGCGTGCGGTGTGTTTTGACTGCGCGTTTTACAACGGAGGCCATTTGGGAAACGAGTACCTACC
CGGTGCTTTACTTCAAATTTGACCTGATATCAGACAAGATTACCCGCTGAATTTAAG




Product Sheet

Lagenidium karlingii (ATCC® MYA-4936™)

Please read this **FIRST**

Storage Temp.
Frozen: -80°C or colder
Freeze-Dried: 2°C to 8°C
Live Culture: See Propagation Section

 Biosafety Level
2

Intended Use

This product is intended for research use only. It is not intended for any animal or human therapeutic or diagnostic use.

Citation of Strain

If use of this culture results in a scientific publication, it should be cited in that manuscript in the following manner: *Lagenidium karlingii* (ATCC® MYA-4936™)

D1D2 region of the 26S ribosomal RNA gene

```
CATATTATTAAGCGGAGGAAAAGAACTAACAAGGATTTCCCTAGTAACGGCGAGTGAAGCGGAAA  
GAGCTCAAGCTTAAAACTCCGTGCAAGTTTTGCATGGCGAATTGTAGTCTATGGATGCCAAGTCAGA  
GTGTTCCGTCGGGTTAAGTTCCTTGAAGAGGACAGCATTGAGGGTGATACTCCCGTGTGTACCTGAGT  
GATTGCTCGTACGACTCGTATTCTTTGAGTCGCGTTGTTGGGAATGCAGCGCAAAGTAGGTGTTAAAT  
TCCATCTAAAGCTAAATATTGGTGCGAGACCGATAGCGAACAAGTACCGTGAGGGAAAGATGAAAA  
GAACTTTGAAAAGAGAGTTAAAAAGTACCTGAAACTGTTGAAAAGGGAAGCGAATCGTTTCCAGTGT  
ATGTCCATGGCATATTTTCATTGGCGCGCTGGCCGGTGTGGTTTGGTGGCAGTAGTTTATTCTACGCTGG  
CGGATTGCATGTGGTTGGCTTGTGGTGCCTGTGCTGTGGATGGAGGTCAGAGTCAGTTTTTGTCTCG  
GGAAATGGCTGTAAGGAGGTAGGTCGCGCTTCGGTGTGGCTGTTATACCTTTCATGCTAGTAGTCGT  
GGCGGAGACTGAGGTGCTTGAACACGCTTTGAAGTCTGCGGGTGTATCTGTTGGATCGATGGGA  
AAGCTTGTCTTGTGTTGGTTCTGCGGGTGTATGATCTGTAAGTAACTTTGGCTGTTCCGGGACTCTGG  
CGAAATGGAGCGATTCCGAC
```



Isolation

Dog tissue, USA



References

References and other information relating to this product are available online at www.atcc.org.



Biosafety Level: 2

Appropriate safety procedures should always be used with this material. Laboratory safety is discussed in the current publication of the *Biosafety in Microbiological and Biomedical Laboratories* from the U.S. Department of Health and Human Services Centers for Disease Control and Prevention and National Institutes for Health.

ATCC Warranty

The viability of ATCC® products is warranted for 30 days from the date of shipment, and is valid only if the product is stored and cultured according to the information included on this product information sheet. ATCC lists the media formulation that has been found to be effective for this strain. While other, unspecified media may also produce satisfactory results, a change in media or the absence of an additive from the ATCC recommended media may affect recovery, growth and/or function of this strain. If an alternative medium formulation is used, the ATCC warranty for viability is no longer valid.

Disclaimers

This product is intended for laboratory research purposes only. It is not intended for use in humans.

While ATCC uses reasonable efforts to include accurate and up-to-date information on this product sheet, ATCC makes no warranties or representations as to its accuracy. Citations from scientific literature and patents are provided for informational purposes only. ATCC does not warrant that such information has been confirmed to be accurate.

This product is sent with the condition that you are responsible for its safe storage, handling, and use. ATCC is not liable for any damages or injuries arising from receipt and/or use of this product. While reasonable effort is made to insure authenticity and reliability of strains on deposit, ATCC is not liable for damages arising from the misidentification or misrepresentation of cultures.

Please see the enclosed Material Transfer Agreement (MTA) for further details regarding the use of this product. The MTA is also available on our Web site at www.atcc.org

Additional information on this culture is available on the ATCC web site at www.atcc.org.

© ATCC 2014. All rights reserved. ATCC is a registered trademark of the American Type Culture Collection. [01/03]

American Type Culture Collection
PO Box 1549
Manassas, VA 20108 USA
www.atcc.org

800.638.6597 or 703.365.2700
Fax: 703.365.2750
Email: Tech@atcc.org

Or contact your local distributor