




## Product Sheet


# *Staphylococcus aureus* *subsp. aureus* (ATCC® 6538P™)

Please read this **FIRST**



Storage Temp.  
**Frozen: -80°C or colder**  
**Freeze-Dried: 2°C to 8°C**  
**Live Culture: See Propagation Section**

---



Biosafety Level  
**2**

## Intended Use

This product is intended for research use only. It is not intended for any animal or human therapeutic or diagnostic use.

## Citation of Strain

If use of this culture results in a scientific publication, it should be cited in that manuscript in the following manner: *Staphylococcus aureus subsp. aureus* (ATCC® 6538P™)

American Type Culture Collection  
PO Box 1549  
Manassas, VA 20108 USA  
[www.atcc.org](http://www.atcc.org)

800.638.6597 or 703.365.2700  
Fax: 703.365.2750  
Email: [Tech@atcc.org](mailto:Tech@atcc.org)

Or contact your local distributor

## Description

**Designation:** FDA 209P

**Deposited Name:** *Staphylococcus aureus* subsp. *aureus* Rosenbach

**Product Description:** Used in media and sterility testing. Used in the assay of neomycin, cefactor, amikacin, kanamycin, ceftazidime, cefazolin, nafcillin, oxacillin, vancomycin, lincomycin, penicillin, framycetin, tobramycin, spiramycin, gramicidin, cefadroxil, cefotaxime, cephalixin, cephalirin, cephradine, plicamycin [mithramycin], gentamicins [gentamicin], doxycycline [hydramycin], methicillin, cefamandole, cephalothin, cloxacillin, cycloserine [D-4-amino-3-isoxazolidone], erythromycin, tetracycline, meclocycline, methacycline, cephaloglycin, cephaloridine [cephalomycin], dicloxacillin, demeclocycline [demethylchlortetracycline], oxytetracycline [tetracycline], rolitetracycline, and chlortetracycline [aureomycin]. Used in susceptibility disc testing of kanamycin, clindamycin, streptomycin, and tetracycline.

## Propagation

### Medium

ATCC® Medium 18: Trypticase Soy Agar/Broth

### Growth Conditions

**Temperature:** 37°C

**Atmosphere:** Aerobic

### Propagation Procedure

1. Open vial according to enclosed instructions.
2. Using a single tube of #18 broth (5 to 6 mL), withdraw approximately 0.5 to 1.0 mL with a Pasteur or 1.0 mL pipette. Rehydrate the entire pellet.
3. Aseptically transfer this aliquot back into the broth tube. Mix well.
4. Use several drops of the suspension to inoculate a #18 agar slant and/or plate.
5. Incubate the tubes and plate at 37°C for 24 hours.

## Notes

Colonies on #18 agar are entire, smooth, glistening, raised, and yellow in color. This strain exhibits β-hemolysis on sheep blood agar. This strain will also grow on Tryptic Soy Agar.

Strain is coagulase positive and β-lactamase negative.

Additional information on this culture is available on the ATCC® web site at [www.atcc.org](http://www.atcc.org).

## References

References and other information relating to this product are available online at [www.atcc.org](http://www.atcc.org).

## Biosafety Level: 2

Appropriate safety procedures should always be used with this material. Laboratory safety is discussed in the current publication of the *Biosafety in Microbiological and Biomedical Laboratories* from the U.S. Department of Health and Human Services Centers for Disease Control and Prevention and National Institutes for Health.

## ATCC Warranty

The viability of ATCC® products is warranted for 30 days from the date of shipment, and is valid only if the product is stored and cultured according to the information included on this product information sheet. ATCC lists the media formulation that has been found to be effective for this strain. While other, unspecified media may also produce satisfactory results, a change in media or the absence of an additive from the ATCC recommended media may affect recovery, growth and/or function of this strain. If an alternative medium formulation is used, the ATCC warranty for viability is no longer valid.

## Disclaimers

This product is intended for laboratory research purposes only. It is not intended for use in humans.

While ATCC uses reasonable efforts to include accurate and up-to-date information on this product sheet, ATCC makes no warranties or representations as to its accuracy. Citations from scientific literature and patents are provided for informational purposes only. ATCC does not warrant that such information has



Product Sheet

***Staphylococcus aureus***  
***subsp. aureus* (ATCC®**  
**6538P™)**

been confirmed to be accurate.


This product is sent with the condition that you are responsible for its safe storage, handling, and use. ATCC is not liable for any damages or injuries arising from receipt and/or use of this product. While reasonable effort is made to insure authenticity and reliability of strains on deposit, ATCC is not liable for damages arising from the misidentification or misrepresentation of cultures.

Please see the enclosed Material Transfer Agreement (MTA) for further details regarding the use of this product. The MTA is also available on our Web site at [www.atcc.org](http://www.atcc.org)

Additional information on this culture is available on the ATCC web site at [www.atcc.org](http://www.atcc.org).


© ATCC 2013. All rights reserved. ATCC is a registered trademark of the American Type Culture Collection. [08/02]

Please read this **FIRST**



Storage Temp.  
**Frozen: -80°C or colder**  
**Freeze-Dried: 2°C to 8°C**  
**Live Culture: See Propagation Section**

---



Biosafety Level  
**2**

**Intended Use**

This product is intended for research use only. It is not intended for any animal or human therapeutic or diagnostic use.

**Citation of Strain**

If use of this culture results in a scientific publication, it should be cited in that manuscript in the following manner: *Staphylococcus aureus subsp. aureus* (ATCC® 6538P™)

American Type Culture Collection  
PO Box 1549  
Manassas, VA 20108 USA  
[www.atcc.org](http://www.atcc.org)

800.638.6597 or 703.365.2700  
Fax: 703.365.2750  
Email: [Tech@atcc.org](mailto:Tech@atcc.org)

Or contact your local distributor