





Product Sheet

Campylobacter helveticus (ATCC® 51209™)

Please read this FIRST



Storage Temp.
Frozen: -80°C or colder
Freeze-Dried: 2°C to 8°C
Live Culture: See Propagation Section



Biosafety Level
2

Intended Use

This product is intended for research use only. It is not intended for any animal or human therapeutic or diagnostic use.

Citation of Strain

If use of this culture results in a scientific publication, it should be cited in that manuscript in the following manner: *Campylobacter helveticus* (ATCC® 51209™)

American Type Culture Collection
PO Box 1549
Manassas, VA 20108 USA
www.atcc.org

800.638.6597 or 703.365.2700
Fax: 703.365.2750
Email: Tech@atcc.org

Or contact your local distributor

Description

Designation: NCTC 12470 [D5248]
Deposited Name: *Campylobacter helveticus* Stanley et al.
Product Description: Type strain.

Propagation

Medium

ATCC® Medium 1115: Brucella albimi broth
ATCC® Medium 177: Fluid thioglycollate medium
ATCC® Medium 260: Trypticase soy agar/broth with defibrinated sheep blood

Growth Conditions

Temperature: 37°C
Atmosphere: Microaerophilic gas mixture, 3-5% O₂, 10% CO₂

Propagation Procedure

1. Open vial according to enclosed instructions or visit www.atcc.org for instructions.
2. Rehydrate the entire pellet with approximately 0.5 mL of #1115 or #177 broth.
3. Aseptically transfer the entire contents to a 5-6 mL tube of #1115 or #177 broth. Additional test tubes can be inoculated by transferring 0.5 mL of the primary broth tube to these secondary broth tubes.
4. Use several drops of the primary broth tube to inoculate a #260 plate and/or #260 agar slant.
5. Or, to obtain a biphasic culture, add several drops of the primary broth tube to a #260 agar slant. Best practice is to incubate these slants at an angle.
6. Incubate at 37°C under microaerophilic conditions for 48 to 72 hours; a 6% oxygen concentration may be ideal. Use an anaerobe jar with an active catalyst and a microaerophilic gas generator pack or other acceptable method. All tubes and slants should be incubated with caps loosened.

Notes

This is a slow growing organism that requires moist conditions for best growth. A biphasic culture will give the most rapid growth. Growth at the broth/agar interface of the biphasic slant should occur within two to three days, but little turbidity will be seen. To observe growth, examine a wet mount of the broth under phase microscopy. The organism is a long, thin, spiral shaped, motile rod. Motility is usually observed only in young cultures.

Establish growth in biphasic culture slant for 48 to 96 hours before transferring to agar plate. Growth on agar takes longer (between 5 to 7 days) after transferring from biphasic culture. Once good growth is present, these organisms tend to lose viability, especially if exposed to air for lengthy periods.

Fluid thioglycollate tubes may be incubated aerobically.

The cells do not Gram stain well using traditional procedures. To obtain the best results, use a basic fuchsin counterstain in place of the safranin.

Storage at vapor phase of liquid nitrogen temperatures, with 10% sterile glycerol as the cryoprotectant, is recommended for long-term preservation.

Additional information on this culture is available on the ATCC® web site at www.atcc.org.

References

References and other information relating to this product are available online at www.atcc.org.

Biosafety Level: 2

Appropriate safety procedures should always be used with this material. Laboratory safety is discussed in the current publication of the *Biosafety in Microbiological and Biomedical Laboratories* from the U.S. Department of Health and Human Services Centers for Disease Control and Prevention and National Institutes for Health.

ATCC Warranty


The viability of ATCC® products is warranted for 30 days from the date of shipment, and is valid only if the product is stored and cultured according to the information included on this product information sheet. ATCC lists the media formulation that has been found to be effective for this strain. While other, unspecified media may also produce satisfactory results, a change in media or the absence of an additive from the ATCC




Product Sheet

Campylobacter helveticus **(ATCC® 51209™)**

Please read this FIRST



Storage Temp.
Frozen: -80°C or colder
Freeze-Dried: 2°C to 8°C
Live Culture: See Propagation Section



Biosafety Level
2

Intended Use

This product is intended for research use only. It is not intended for any animal or human therapeutic or diagnostic use.

Citation of Strain

If use of this culture results in a scientific publication, it should be cited in that manuscript in the following manner: *Campylobacter helveticus* (ATCC® 51209™)

recommended media may affect recovery, growth and/or function of this strain. If an alternative medium formulation is used, the ATCC warranty for viability is no longer valid.

Disclaimers

This product is intended for laboratory research purposes only. It is not intended for use in humans.

While ATCC uses reasonable efforts to include accurate and up-to-date information on this product sheet, ATCC makes no warranties or representations as to its accuracy. Citations from scientific literature and patents are provided for informational purposes only. ATCC does not warrant that such information has been confirmed to be accurate.

This product is sent with the condition that you are responsible for its safe storage, handling, and use. ATCC is not liable for any damages or injuries arising from receipt and/or use of this product. While reasonable effort is made to insure authenticity and reliability of strains on deposit, ATCC is not liable for damages arising from the misidentification or misrepresentation of cultures.

Please see the enclosed Material Transfer Agreement (MTA) for further details regarding the use of this product. The MTA is also available on our Web site at www.atcc.org

Additional information on this culture is available on the ATCC web site at www.atcc.org.

© ATCC 2014. All rights reserved. ATCC is a registered trademark of the American Type Culture Collection. [11/20]

American Type Culture Collection
PO Box 1549
Manassas, VA 20108 USA
www.atcc.org

800.638.6597 or 703.365.2700
Fax: 703.365.2750
Email: Tech@atcc.org

Or contact your local distributor