





Product Sheet

Diplophrys parva (ATCC® 50360™)

Please read this FIRST



Storage Temp.
Frozen: -70°C or colder
Freeze-Dried: 2°C to 8°C
Live Culture: See Protocols Section



Biosafety Level
1

Intended Use

This product is intended for research use only. It is not intended for any animal or human therapeutic or diagnostic use.

Citation of Strain

If use of this culture results in a scientific publication, it should be cited in that manuscript in the following manner: *Diplophrys parva* (ATCC® 50360™)

American Type Culture Collection
PO Box 1549
Manassas, VA 20108 USA
www.atcc.org

800.638.6597 or 703.365.2700
Fax: 703.365.2750
Email: Tech@atcc.org

Or contact your local distributor

Description

Strain Designation: GF
Deposited Name: *Diplophrys* sp.
Depositor: SA Schaffer
Isolation: Intestinal tract, goldfish, *Carassius auratus*, Baltimore, MD, 1992

Propagation

Growth Conditions

Temperature: 25°C
Culture System: Xenic, grown with *Enterobacter aerogenes* (ATCC® 13048™) and mixed bacteria

Medium

ATCC® Medium 802: Sonneborn's Paramecium medium

Instructions for Complete Medium

ATCC Medium 802 and ATCC Medium 2348, combined in equal parts and inoculated with *Klebsiella pneumoniae* subsp. *pneumoniae* (ATCC® 700831™) or *Enterobacter aerogenes* (ATCC® 13048™)

Protocols

Storage and Culture Initiation

Frozen ampules packed in dry ice should either be thawed immediately or stored in liquid nitrogen. If liquid nitrogen storage facilities are not available, frozen ampules may be stored at or below -70°C for approximately one week. **Do not under any circumstance store frozen ampules at refrigerator freezer temperatures (generally -20°C).** Storage of frozen material at this temperature will result in the death of the culture.

1. To thaw a frozen ampule, place it in a 35°C water bath such that the lip of the ampule remains above the water line. Thawing time is approximately 2 to 3 minutes. Do not agitate the ampule. Do not leave ampule in water bath after it is thawed.
2. Add the thawed contents to a T-25 flask containing 10 ml of ATCC media 802 and 2348, combined in equal parts and bacterized with *Klebsiella pneumoniae* subsp. *pneumoniae* (ATCC® 700831™) or *Enterobacter aerogenes* (ATCC® 13048™).
3. Incubate with the cap tightly sealed at 25°C.

Culture Maintenance

Subculture every two weeks to a fresh T-25 flask of bacterized medium in the following manner:

1. Vigorously agitate the flask (or scrape the flask bottom using a sterile cell scraper) and aseptically transfer 0.5 mL from a growing culture to a T-25 tissue culture flask containing 10.0 mL of ATCC media 802 and 2348, combined in equal parts and bacterized with *Klebsiella pneumoniae* subsp. *pneumoniae* (ATCC® 700831™) or *Enterobacter aerogenes* (ATCC® 13048™).
2. Incubate flask at 25°C with the cap on tightly.

Cryopreservation

Reagents

Cryoprotective Solution

DMSO, 1.5 mL

Fresh growth medium w/o bacteria, 8.5 mL

Harvest and Preservation


1. Mix the components in the order listed. When the medium is added to the DMSO the solution will warm up due to chemical heat.
2. Harvest cells from a culture that is at or near peak density by filtration and centrifugation at 800 x g for 5 min.
3. Adjust the concentration of cells to at least 2 x 10⁶/mL in fresh medium.
4. Mix the cell preparation and the cryoprotective solution in equal portions.
5. Dispense in 0.5 mL aliquots into 1.0 - 2.0 mL sterile plastic screw-capped cryovials (special plastic vials for cryopreservation).




Product Sheet

Diphlophrys parva (ATCC®) 50360™)

Please read this FIRST



Storage Temp.
Frozen: -70°C or colder
Freeze-Dried: 2°C to 8°C
Live Culture: See Protocols Section



Biosafety Level
1

Intended Use

This product is intended for research use only. It is not intended for any animal or human therapeutic or diagnostic use.

Citation of Strain

If use of this culture results in a scientific publication, it should be cited in that manuscript in the following manner: *Diphlophrys parva* (ATCC® 50360™)

- Place vials in a controlled rate freezing unit. From room temperature cool at -1°C/min to -40°C. If freezing unit can compensate for the heat of fusion, maintain rate at -1 C/min through heat of fusion. At -40°C plunge ampules into liquid nitrogen. Alternatively, place the vials in a Nalgene 1°C freezing apparatus. Place the apparatus at -80°C for 1.5 to 2 hours and then plunge ampules into liquid nitrogen. (The cooling rate in this apparatus is approximately -1°C/min.)
- Ampules are stored in either the vapor or liquid phase of a nitrogen refrigerator.
- To establish a culture from the frozen state place the vial in a 35°C water bath. Immerse the vial to a level just above the surface of the frozen material. Do not agitate the vial. Immediately after thawing, do not leave in water bath, aseptically remove the contents of the ampule and inoculate into a T-25 tissue culture flask containing 10 mL ATCC media 802 and 2348, combined in equal parts and bacterized with *Klebsiella pneumoniae* subsp. *pneumoniae* (ATCC® 700831™) or *Enterobacter aerogenes* (ATCC® 13048™).
- Incubate at 25°C with the cap screwed on tightly.
- Once the culture is established, vigorously agitate the flask and aseptically transfer 0.5 mL to 10.0 mL of bacterized medium.
- Follow the protocol for maintenance of culture.



References

References and other information relating to this product are available online at www.atcc.org.



Biosafety Level: 1

Appropriate safety procedures should always be used with this material. Laboratory safety is discussed in the current publication of the *Biosafety in Microbiological and Biomedical Laboratories* from the U.S. Department of Health and Human Services Centers for Disease Control and Prevention and National Institutes for Health.

ATCC Warranty

The viability of ATCC® products is warranted for 30 days from the date of shipment, and is valid only if the product is stored and cultured according to the information included on this product information sheet. ATCC lists the media formulation that has been found to be effective for this strain. While other, unspecified media may also produce satisfactory results, a change in media or the absence of an additive from the ATCC recommended media may affect recovery, growth and/or function of this strain. If an alternative medium formulation is used, the ATCC warranty for viability is no longer valid.

Disclaimers

This product is intended for laboratory research purposes only. It is not intended for use in humans.

While ATCC uses reasonable efforts to include accurate and up-to-date information on this product sheet, ATCC makes no warranties or representations as to its accuracy. Citations from scientific literature and patents are provided for informational purposes only. ATCC does not warrant that such information has been confirmed to be accurate.

This product is sent with the condition that you are responsible for its safe storage, handling, and use. ATCC is not liable for any damages or injuries arising from receipt and/or use of this product. While reasonable effort is made to insure authenticity and reliability of strains on deposit, ATCC is not liable for damages arising from the misidentification or misrepresentation of cultures.

Please see the enclosed Material Transfer Agreement (MTA) for further details regarding the use of this product. The MTA is also available on our Web site at www.atcc.org

Additional information on this culture is available on the ATCC web site at www.atcc.org.

© ATCC 2013. All rights reserved. ATCC is a registered trademark of the American Type Culture Collection. [06/19]

American Type Culture Collection
PO Box 1549
Manassas, VA 20108 USA
www.atcc.org

800.638.6597 or 703.365.2700
Fax: 703.365.2750
Email: Tech@atcc.org

Or contact your local distributor