





Product Sheet

Filobasidiella neoformans (ATCC® 34873™)

Please read this FIRST



Storage Temp.
Frozen: -80°C or colder
Freeze-Dried: 2°C to 8°C
Live Culture: See Propagation Section



Biosafety Level
2

Intended Use

This product is intended for research use only. It is not intended for any animal or human therapeutic or diagnostic use.

Citation of Strain

If use of this culture results in a scientific publication, it should be cited in that manuscript in the following manner: *Filobasidiella neoformans* (ATCC® 34873™)

American Type Culture Collection
PO Box 1549
Manassas, VA 20108 USA
www.atcc.org

800.638.6597 or 703.365.2700
Fax: 703.365.2750
Email: Tech@atcc.org

Or contact your local distributor

Description

Strain Designation: NIH B-3501 [CBS 6900, CBS 7697, CBS 7817, CCRC 20532]

Deposited Name: *Cryptococcus neoformans* (Sanfelice) Vuillemin, anamorph

Antigenic Properties: serotype D

Product Description: An ampoule containing viable cells (e.g. yeast cells, spores) suspended in cryoprotectant.

Propagation

The information recommended in this section is to assist users in obtaining living culture(s) for their studies. The recommendation does not imply that the conditions or procedures provided below are optimum. Experienced researchers may initiate the growth of a culture in their own way.

ATCC® Medium 28: Emmons' modification of Sabouraud's agar

ATCC® Medium 200: YM agar or YM broth

ATCC® Medium 1245: YEPD

Growth Conditions

Temperature: 25°C to 30°C

Atmosphere: Typical aerobic

Recommended Procedure

For **Freeze-dried (lyophilized)** cultures:

1. Open vial according to enclosed instructions.
2. From a single test tube of **sterile distilled water** (5 to 6 mL), withdraw approximately 0.5 to 1.0 mL with a sterile pipette and apply directly to the pellet. Stir to form a suspension.
3. Aseptically transfer the suspension back into the test tube of sterile distilled water.
4. Let the test tube sit at room temperature (25°C) undisturbed for **at least 2 hours**; overnight rehydration is recommended.
5. Mix the suspension well. Use several drops to inoculate appropriate solid or liquid media (see atcc.org for a recommended medium and temperature).
6. Incubate cultures at appropriate temperature. Remaining suspension may be stored in refrigerator for possible reuse, although no survival time can be specified.

Colony and Cell Morphology: After 3 days on YM medium at 25°C, colony is cream-colored, mucoid. Cells are globose, single. No hyphae observed.

Notes

mating type alpha; serotype D; assay of eumelanin pigments; produces monophenol monooxygenase phenol oxidase, phenoloxidase; regulation of phenol oxidase and capsular polysaccharide; Biomedical Research and Development Material; Genome sequencing strain (The University of Oklahoma, USA)
Additional, updated information on this product may be available on the ATCC web site at www.atcc.org.

DNA Sequence

No DNA sequencing was performed in house on this product.

Isolation

Single-basidiospore isolate from a cross of ATCC 28957 x ATCC 28958.

References

References and other information relating to this product are available online at www.atcc.org.

Biosafety Level: 2


Appropriate safety procedures should always be used with this material. Laboratory safety is discussed in the current publication of the *Biosafety in Microbiological and Biomedical Laboratories* from the U.S. Department of Health and Human Services Centers for Disease Control and Prevention and National Institutes for Health.




Product Sheet

Filobasidiella neoformans **(ATCC® 34873™)**

Please read this FIRST



Storage Temp.
Frozen: -80°C or colder
Freeze-Dried: 2°C to 8°C
Live Culture: See Propagation Section



Biosafety Level
2

Intended Use

This product is intended for research use only. It is not intended for any animal or human therapeutic or diagnostic use.

Citation of Strain

If use of this culture results in a scientific publication, it should be cited in that manuscript in the following manner: *Filobasidiella neoformans* (ATCC® 34873™)

ATCC Warranty

The viability of ATCC® products is warranted for 30 days from the date of shipment, and is valid only if the product is stored and cultured according to the information included on this product information sheet. ATCC lists the media formulation that has been found to be effective for this strain. While other, unspecified media may also produce satisfactory results, a change in media or the absence of an additive from the ATCC recommended media may affect recovery, growth and/or function of this strain. If an alternative medium formulation is used, the ATCC warranty for viability is no longer valid.

Disclaimers

This product is intended for laboratory research purposes only. It is not intended for use in humans.

While ATCC uses reasonable efforts to include accurate and up-to-date information on this product sheet, ATCC makes no warranties or representations as to its accuracy. Citations from scientific literature and patents are provided for informational purposes only. ATCC does not warrant that such information has been confirmed to be accurate.

This product is sent with the condition that you are responsible for its safe storage, handling, and use. ATCC is not liable for any damages or injuries arising from receipt and/or use of this product. While reasonable effort is made to insure authenticity and reliability of strains on deposit, ATCC is not liable for damages arising from the misidentification or misrepresentation of cultures.

Please see the enclosed Material Transfer Agreement (MTA) for further details regarding the use of this product. The MTA is also available on our Web site at www.atcc.org

Additional information on this culture is available on the ATCC web site at www.atcc.org.

© ATCC 2013. All rights reserved. ATCC is a registered trademark of the American Type Culture Collection. [08/02]

American Type Culture Collection
PO Box 1549
Manassas, VA 20108 USA
www.atcc.org

800.638.6597 or 703.365.2700
Fax: 703.365.2750
Email: Tech@atcc.org

Or contact your local distributor