



Product Sheet


# *Campylobacter rectus* (ATCC® 33238™)

Please read this FIRST



Storage Temp.  
**Frozen: -80°C or colder**  
**Freeze-Dried: 2°C to 8°C**  
**Live Culture: See Propagation Section**

---



Biosafety Level  
**1**

## Intended Use

This product is intended for research use only. It is not intended for any animal or human therapeutic or diagnostic use.

## Citation of Strain

If use of this culture results in a scientific publication, it should be cited in that manuscript in the following manner: *Campylobacter rectus* (ATCC® 33238™)

American Type Culture Collection  
PO Box 1549  
Manassas, VA 20108 USA  
[www.atcc.org](http://www.atcc.org)

800.638.6597 or 703.365.2700  
Fax: 703.365.2750  
Email: [Tech@atcc.org](mailto:Tech@atcc.org)

Or contact your local distributor

## Description

**Designation:** FDC 371 [CCUG 20446, NCTC 11489]

**Deposited Name:** *Wolinella recta* Tanner et al.

**Product Description:** Type strain

## Propagation

### Medium

ATCC® Medium 1539: Modified chopped meat medium (ATCC medium 1490) with formate and fumarate

ATCC® Medium 260: Trypticase soy agar/broth with defibrinated sheep blood

### Growth Conditions

**Temperature:** 37°C

**Atmosphere:** Anaerobic gas mixture, 80% N<sub>2</sub>-10% CO<sub>2</sub>-10% H<sub>2</sub>

### Propagation Procedure

1. Supplement medium to be used with formate and fumarate solution.
2. Open vial according to enclosed instructions.
3. Under anaerobic conditions, withdraw 0.5 mL of #1539
4. Aseptically transfer this aliquot back into the broth tube. Additional broth can be inoculated using 0.2 mL of this cell suspension per tube. A slant and a pre-reduced blood plate may also be inoculated with 0.1 mL each of the cell suspension. An aerobic blood plate may also be streaked to check for purity.
5. Incubate tubes and plate under anaerobic conditions at 37°C. Incubate second #260 plate aerobically at 37°C.
6. Within three to seven days, growth should be evident by slight turbidity and some sediment in the broth. No growth should occur on the #260 plate incubated aerobically.

### ANAEROBIC CONDITIONS:

Anaerobic conditions for transfer may be obtained by either of the following:

- Use of an anaerobic gas chamber.
- Placement of test tubes under a gassing cannula system hooked to anaerobic gas.

Anaerobic conditions for incubation may be obtained by any of the following:

- Loose screw caps on test tubes in anaerobic chamber.
- Loose screw caps on test tubes in an activated anaerobic gas pack jar.
- Use of sterile butyl rubber stoppers on test tubes so that an anaerobic gas headspace is retained.

## Notes

Three colony types may be seen on #260 agar when incubated anaerobically. 1. Small, circular, entire, smooth, glistening, and convex variant. 2. Spreading, rough, irregular, circular, flat, and opaque variant. 2. Spreading, umbonate, rough, circular, and translucent variant. All or any types may be recovered on primary isolation. No aerobic growth should be seen.

To observe growth, examine a wet mount of the broth under phase microscopy. The organism is a small, slender, straight sided rod with rounded ends and with a rapid darting motility. Motility is best observed in young cultures.

The cells do not Gram stain well using traditional procedures. To obtain the best results, use a basic fuchsin counterstain in place of the safranin.

Storage at liquid nitrogen temperatures, with 10% glycerol as the cryoprotectant, is recommended for long-term preservation.

Always use freshly prepared pre-reduced media or pre-reduced media that has been previously prepared but stored under anaerobic conditions. Resazurin in the media is a color indicator for anaerobic conditions. Observance of pink color in medium before use or during incubation shows anaerobic conditions have not been met and oxidation has occurred. Medium should be discarded.

Additional information on this culture is available on the ATCC® web site at [www.atcc.org](http://www.atcc.org).

## References




Product Sheet

## *Campylobacter rectus*


(ATCC® 33238™)

### Please read this FIRST



Storage Temp.  
**Frozen: -80°C or colder**  
**Freeze-Dried: 2°C to 8°C**  
**Live Culture: See Propagation Section**

---



Biosafety Level  
**1**

### Intended Use

This product is intended for research use only. It is not intended for any animal or human therapeutic or diagnostic use.

### Citation of Strain

If use of this culture results in a scientific publication, it should be cited in that manuscript in the following manner: *Campylobacter rectus* (ATCC® 33238™)

References and other information relating to this product are available online at [www.atcc.org](http://www.atcc.org).



### Biosafety Level: 1

Appropriate safety procedures should always be used with this material. Laboratory safety is discussed in the current publication of the *Biosafety in Microbiological and Biomedical Laboratories* from the U.S. Department of Health and Human Services Centers for Disease Control and Prevention and National Institutes for Health.

### ATCC Warranty

The viability of ATCC® products is warranted for 30 days from the date of shipment, and is valid only if the product is stored and cultured according to the information included on this product information sheet. ATCC lists the media formulation that has been found to be effective for this strain. While other, unspecified media may also produce satisfactory results, a change in media or the absence of an additive from the ATCC recommended media may affect recovery, growth and/or function of this strain. If an alternative medium formulation is used, the ATCC warranty for viability is no longer valid.

### Disclaimers

This product is intended for laboratory research purposes only. It is not intended for use in humans.

While ATCC uses reasonable efforts to include accurate and up-to-date information on this product sheet, ATCC makes no warranties or representations as to its accuracy. Citations from scientific literature and patents are provided for informational purposes only. ATCC does not warrant that such information has been confirmed to be accurate.

This product is sent with the condition that you are responsible for its safe storage, handling, and use. ATCC is not liable for any damages or injuries arising from receipt and/or use of this product. While reasonable effort is made to insure authenticity and reliability of strains on deposit, ATCC is not liable for damages arising from the misidentification or misrepresentation of cultures.

Please see the enclosed Material Transfer Agreement (MTA) for further details regarding the use of this product. The MTA is also available on our Web site at [www.atcc.org](http://www.atcc.org)

Additional information on this culture is available on the ATCC web site at [www.atcc.org](http://www.atcc.org).

© ATCC 2014. All rights reserved. ATCC is a registered trademark of the American Type Culture Collection. [02/13]

American Type Culture Collection  
PO Box 1549  
Manassas, VA 20108 USA  
[www.atcc.org](http://www.atcc.org)

800.638.6597 or 703.365.2700  
Fax: 703.365.2750  
Email: [Tech@atcc.org](mailto:Tech@atcc.org)

Or contact your local distributor