





Product Sheet

Herpetomonas muscarum muscarum (ATCC® 30260™)

Please read this FIRST



Storage Temp.
Frozen: -70°C or colder
Freeze-Dried: 2°C to 8°C
Live Culture: See Protocols Section



Biosafety Level
1

Intended Use

This product is intended for research use only. It is not intended for any animal or human therapeutic or diagnostic use.

Citation of Strain

If use of this culture results in a scientific publication, it should be cited in that manuscript in the following manner: *Herpetomonas muscarum muscarum* (ATCC® 30260™)



Description

Deposited Name: *Herpetomonas muscarum muscarum* Rogers and Wallace

Depositor: FG Wallace, WE Rogers

Isolation: *Musca domestica*, Minneapolis, MN, 1968



Propagation

Growth Conditions

Temperature: 25°C

Culture System: Axenic

Medium

ATCC® Medium 1011: Diphasic blood agar medium

ATCC® Medium 1012: Diphasic blood agar medium

ATCC® Medium 947: L diphasic blood agar (ATCC Medium 1011) with Locke's solution overlay reduced from 3.0 ml to 1.0 ml

Instructions for Complete Medium

Media: ATCC medium 1011 Diphasic blood agar medium (30% rabbit blood)

Alternate media: ATCC medium 1012 Diphasic blood agar medium (10% rabbit blood), ATCC medium 947 L diphasic blood agar medium (ATCC medium 1011 with Locke's solution overlay reduced from 3.0 mL to 1.0 mL)



Protocols

Storage and Culture Initiation

Frozen ampules packed in dry ice should either be thawed immediately or stored in liquid nitrogen. If liquid nitrogen storage facilities are not available, frozen ampules may be stored at or below -70°C for approximately one week. **Do not under any circumstance store frozen ampules at refrigerator freezer temperatures (generally -20°C).** Storage of frozen material at this temperature will result in the death of the culture.

1. To thaw a frozen ampule, place in a 35°C water bath, until thawed (2-3 min). Immerse the ampule just sufficient to cover the frozen material. Do not agitate the ampule.
2. Immediately after thawing, aseptically transfer contents to a screw-capped borosilicate test tube containing ATCC Medium 1011. Incubate the tube vertically at 25°C with the cap screwed on tightly.

Culture Maintenance

1. When the culture has reached or is near peak density, invert tube 10 times and aseptically transfer a drop from a Pasteur pipette (0.05 mL) to another test tube containing fresh ATCC medium 1011.
2. Incubate the culture vertically at 25°C with the cap screwed on tightly.
3. Transfer the culture every 3-4 days as described in step 1. The transfer interval will depend on the quantity of the inoculum and the quality of the medium. This should be empirically determined by examining the culture on a daily basis until the growth cycle has stabilized.



Cryopreservation

Harvest and Preservation

1. Harvest cells from a culture which is at or near peak density by centrifugation at 1,300 g for 5 min.
2. Adjust concentration of cells to 2×10^7 /mL in fresh medium.
3. While cells are centrifuging prepare a 10% (v/v) solution of sterile DMSO in fresh medium (broth). The DMSO solution when first prepared will warm up due to chemical heat. The solution should be allowed to return to room temperature prior to use.
4. Mix the cell preparation and the DMSO solution in equal portions. The final concentration will be 10^7 cells/mL and 5% (v/v) DMSO. The time from the mixing of the cell preparation and DMSO stock solution before the freezing process is begun should be no more than 15 min.
5. Dispense in 0.5 mL aliquots into 1.0 - 2.0 mL sterile plastic screw-capped cryovials (special plastic vials for cryopreservation).
6. Place the ampules in a Nalgene 1°C freezing apparatus. Place the apparatus at -80°C for 1.5 to 2 hours and then plunge ampules into liquid nitrogen. (The cooling rate in this apparatus is approximately -1°C/min.)
7. Store in either the vapor or liquid phase of a nitrogen refrigerator.

American Type Culture Collection
PO Box 1549
Manassas, VA 20108 USA
www.atcc.org

800.638.6597 or 703.365.2700
Fax: 703.365.2750
Email: Tech@atcc.org


Or contact your local distributor




Product Sheet

Herpetomonas muscarum *muscarum* (ATCC® 30260™)

Please read this FIRST



Storage Temp.
Frozen: -70°C or colder
Freeze-Dried: 2°C to 8°C
Live Culture: See Protocols Section



Biosafety Level
1

Intended Use

This product is intended for research use only. It is not intended for any animal or human therapeutic or diagnostic use.

Citation of Strain

If use of this culture results in a scientific publication, it should be cited in that manuscript in the following manner: *Herpetomonas muscarum muscarum* (ATCC® 30260™)

8. To thaw a frozen ampule, place it in a 35°C water bath such that the lip of the ampule remains above the water line. Thawing time is approximately 2 to 3 minutes. Do not agitate the ampule. Do not leave ampule in water bath after thawed.
9. Immediately after thawing, do not leave in the water bath, aseptically transfer the contents of the ampule into a fresh tube of ATCC medium 1011.
10. Incubate vertically at 25°C with the cap screwed on tightly.
11. Maintain as described above.



References

References and other information relating to this product are available online at www.atcc.org.



Biosafety Level: 1

Appropriate safety procedures should always be used with this material. Laboratory safety is discussed in the current publication of the *Biosafety in Microbiological and Biomedical Laboratories* from the U.S. Department of Health and Human Services Centers for Disease Control and Prevention and National Institutes for Health.

ATCC Warranty

The viability of ATCC® products is warranted for 30 days from the date of shipment, and is valid only if the product is stored and cultured according to the information included on this product information sheet. ATCC lists the media formulation that has been found to be effective for this strain. While other, unspecified media may also produce satisfactory results, a change in media or the absence of an additive from the ATCC recommended media may affect recovery, growth and/or function of this strain. If an alternative medium formulation is used, the ATCC warranty for viability is no longer valid.

Disclaimers

This product is intended for laboratory research purposes only. It is not intended for use in humans.

While ATCC uses reasonable efforts to include accurate and up-to-date information on this product sheet, ATCC makes no warranties or representations as to its accuracy. Citations from scientific literature and patents are provided for informational purposes only. ATCC does not warrant that such information has been confirmed to be accurate.

This product is sent with the condition that you are responsible for its safe storage, handling, and use. ATCC is not liable for any damages or injuries arising from receipt and/or use of this product. While reasonable effort is made to insure authenticity and reliability of strains on deposit, ATCC is not liable for damages arising from the misidentification or misrepresentation of cultures.

Please see the enclosed Material Transfer Agreement (MTA) for further details regarding the use of this product. The MTA is also available on our Web site at www.atcc.org

Additional information on this culture is available on the ATCC web site at www.atcc.org.

© ATCC 2013. All rights reserved. ATCC is a registered trademark of the American Type Culture Collection. [07/16]

American Type Culture Collection
PO Box 1549
Manassas, VA 20108 USA
www.atcc.org

800.638.6597 or 703.365.2700
Fax: 703.365.2750
Email: Tech@atcc.org

Or contact your local distributor