



Product Sheet

Candida parapolyomorpha (ATCC® 26012™)

Please read this FIRST

Storage Temp.
Frozen: -80°C or colder
Freeze-Dried: 2°C to 8°C
Live Culture: See Propagation Section

Biosafety Level
1

Intended Use

This product is intended for research use only. It is not intended for any animal or human therapeutic or diagnostic use.

Citation of Strain

If use of this culture results in a scientific publication, it should be cited in that manuscript in the following manner: *Candida parapolyomorpha* (ATCC® 26012™)

American Type Culture Collection
PO Box 1549
Manassas, VA 20108 USA
www.atcc.org

800.638.6597 or 703.365.2700
Fax: 703.365.2750
Email: Tech@atcc.org

Or contact your local distributor

Description

Strain Designation: DL-1 [NRRL Y-7560]

Deposited Name: *Hansenula polymorpha* de Morais et Maia, teleomorph

Product Description: An ampoule containing viable cells (may include spores and mycelia) suspended in cryoprotectant.

Propagation

The information recommended in this section is to assist users in obtaining living culture(s) for their studies. The recommendation does not imply that the conditions or procedures provided below are optimum. Experienced researchers may initiate the growth of a culture in their own way.

ATCC® Medium 28: Emmons' modification of Sabouraud's agar

ATCC® Medium 200: YM agar or YM broth

ATCC® Medium 1245: YEPD

Growth Conditions

Temperature: 24°C to 26°C

Atmosphere: Typical aerobic

Recommended Procedure

Frozen ampoules packed in dry ice should either be thawed immediately or stored in liquid nitrogen. If liquid nitrogen storage facilities are not available, frozen ampoules may be stored at or below -70°C for approximately one week. **Do not under any circumstance store frozen ampoules at refrigerator freezer temperatures (generally -20°C).** Storage of frozen material at this temperature will result in the death of the culture.

1. To thaw a frozen ampoule, place in a **25°C to 30°C** water bath, until just thawed (**approximately 5 minutes**). Immerse the ampoule just sufficient to cover the frozen material. Do not agitate the ampoule.
2. Immediately after thawing, wipe down ampoule with 70% ethanol and aseptically transfer 10 µL (or any amount desired up to all) of the content onto a plate or broth with medium recommended.
3. Incubate the inoculum/strain at the temperature and conditions recommended.
4. Inspect for growth of the inoculum/strain regularly. The sign of viability is noticeable typically after 1-2 days of incubation. However, the time necessary for significant growth will vary from strain to strain.

Notes

type strain; produces 2-butanone alcohol dehydrogenase; produces formaldehyde; produces hydrogen peroxide; produces isopropanol dehydrogenase (NADP) secondary alcohol dehydrogenase; produces methyl ketones; transformation host; utilizes methanol; reduces 4-chloro-1-(4-fluorophenyl)butan-1-one; transformation host for expression of hirudin gene.

DNA Sequence

SSU rDNA of ATCC 26012


```
AAAGATTAAGCCATGCATGTCTAAGTATAAGCAATTTATACAGTGAACCTGCGAATGGCTCATTAAAT
CAGTTATCGTTTTATTTGATAGTTCCTTTACTACATGGATAACCGTGGTAATTCTAGAGCTAATACATGCTT
AAAGCCCCGACTTCTGGAAGGGGTGTATTTATTAGATAAAAAATCAATGCCTTCGGGCTTTTTGATGAT
TCATAATAACTTTTCGAAGCTCATGGCCTTGTGCTGGAGCTGGTTCATTCAAATTTCTGCCATCAACTT
TCGATGGTAGGATAGTGGCCTACCATGGTTTTACGGGTAACGGGGAATAAGGGTTTCGATTCGGGAGA
GGGAGCCTGAGAAACGGCTACCACATCCAAGGAAGGCAGCAGCGCGCAAAATTACCCAATCCTGAC
ACAGGGAGGTAGTGACAATATATAACGATACAGGGCCCTTTCGGGTCTTGTAAATGGAATGAGTACAA
TGTAATACCTTAACGAGGAACAATTGGAGGGCAAGTCTGGTGCCAGCAGCCGCGGAATTCAGCTC
CAATAGCGTATATTAAGTTGTTGCGATTA AAAAGCTCGTAGTTGAACCTTGGGTCTGGTTAGCCGGTC
TGCCTTTTTGGCAGCTACTGGATTAACCGGGCCTTTCCTTCTGGCTAACCAACACTCTGTGTTGGCAA
ACCAGGACTTTTACTTTGAAAAAATTAGAGTGTTC AAAGCAGGCCCTTTCCTCGAATATATTAGCATGGA
ATAATAGAATAGGACGTTATGGTTCTATTTTGTGGTTTCTAGGACCATCGTAATGATTAATAGGGACG
GTCGGGGGCATCAGTATTCAGTTGTCAGAGGTGAAATCTTGGATTTACTGAAGACTAACTACTGCGA
AAGCATTGGCCAAGGACGTTTTTCATTAATCAAGAACGAAAGTTAGGGGATCGAAGATGATCAGATAC
CGTCGTAGTCTTAACCAATAAACTATGCCGACTAGGGATCGGGTGGTGTTCCTTTTTTGACCCACTCGGCA
CCTTACGAGAAATCAAAGTTTTTGGGTTCTGGGGGAGTATGGTCGAAGGCTGAAACTTAAAGGAAT
TGACGGAAGGGCACCACCAGGAGTGAGCCTGCGGCTTAATTTGACTCAACACGGGGAAACTCACCA
```




Product Sheet

Candida parapolyomorpha (ATCC® 26012™)

Please read this FIRST



Storage Temp.
Frozen: -80°C or colder
Freeze-Dried: 2°C to 8°C
Live Culture: See Propagation Section



Biosafety Level
1

Intended Use

This product is intended for research use only. It is not intended for any animal or human therapeutic or diagnostic use.

Citation of Strain

If use of this culture results in a scientific publication, it should be cited in that manuscript in the following manner: *Candida parapolyomorpha* (ATCC® 26012™)

GGTCCAGACACAATAAGGATTGACAGATTGAGAGCTCTTTCTTGATTTTGTGGGTGGTGGTGCATGGCC
GTTCTTAGTTGGTGGAGTGATTTGCTGCTTAATTGCGATAACGAACGAGACCTTAACCTACTAAATAG
TGATATTGGCTTTTGTGATTTTCACTTCTTAGAGGGACTATCGGTTTCAAGCCGATGGAAGTTTGAGGC
AATAACAGGTCTGTGATGCCCTTAGACGTTCTGGGCCGCACGCGCTACACTGACGGAGCCAACGAG
CTCTATCCTTGACCGAGAGGTCCGGTAATCTTGTGAAACTCCGTCGTGGGGATAGAGCATTGCAA
TTATTGCTTTCAACGAGGAATTCCTAGTAAGCGCAAGTCATCAGCTTGCGTTGATTACGTCCCTGCCCT
TTGTACACACCGCCGTCGCTAGTACCGATTGAATGGCTTAGTGAGGCTTCAGGATTGGTTAGAGAA
GGGGGCAACTCCATCTTGAACCGAGAATCTAGTCAAACCTTGGTCATTAGAGGAACTAAA

ITS of ATCC 26012

TTTCCGTAGGTGAACCTGCGGAAGGATCATTACAGTATTCTTCTAAGCTGGAGCTGTTAATTGATTGAA
CTGTTTGCCTGCGTGCTGAAACTGCGTGCGCGGTGATGGTTTTTTGGTTGACAGTTCTACTCAAGGC
TTAGAAATCTCCTTACACACTTTGTTTTCTATTAGAGACAAATTTGCTTTGGCTAGCGGTGTTAAACG
CGGCATGCTTGGCCAGAGGTTTTAACAAAACCTATTTTCGCTTGCCTCGTGGGAAGATTGAAAACG
GTATTATTATTTGTCAGTTATAAGAAGTTGCGTTTTGCAGCTTTTCTAAACTTTAAAACCTTCAACAACG
GATCTCTTGGTTCTCGCATCGATGAAGAACGACGAAATGCGATACGTAATGTGAATTCAGATTTTC
GTGAATCATTGAATCTTGAACGCACATTGCGCCCTCTGGTATTCCAGAGGGCATGCCTGTTTGAGCGT
CATTCCCTCTCAAACCCCGGGTTTGGTATGGCAACTACTCTGCTGAGAGTTTCTTAAAATGAAT
TGCCATGAGTTTTGATACGAACCTCAGCTGTTTATTCAATGTATTAGTTTTATCCATCGTTGATTGACA
ACTGCAAGCTTCTTCAAATTTGGCTCTGCCTTACAACTTAAATCATAAAGTTTGACCTCAAATCAGG
TAGGATTACCCGCTGAACTTAAGCATATCAAT

D1/D2 region of LSU rDNA of ATCC 26012

ATATCAATAAGCGGAGGAAAAGAAACCAACAGGGATTGCCTTAGTAGCGGCGAGTGAAGCGGCAAG
AGCTCAAATTTGAAATCTGGTACCTTCGGTGCCCGAGTTGTAATTTGAAGAAAGTAATCTTGAGGTTG
CCTTTGTCTATGTTCTTGAACAGGACGTCATGGAGGTGAGAAATCCCGTGTGATGAGGTGCCATCT
CCGTGTAAGATGCTTTCGAAGAGTGCAGTTGTTGGGAATGCAGCTCAAAGTGGGTGTTAAATCCAT
CTAAAGCTAAATTTGGCGAGAGACCGATAGCGAACAAGTACTGTGAAGGAAAGATGAAAAGAACT
TTGAAAAGAGAGTGAAGAAAGTACGTGAAATGTTGAAAGGGAAGGGTATTTGATCAGACTTGGTATT
TAGCTATCATCGCTCCTTGTGGGTGGTCTAGCTTTTACTGGCCAGCATCAGTTTTGGTGGCAAGA
TAATGACAGTTGAATGTGGCTCCTCGGAGTGTTATAGCTTCTGTTGATATTGCCCTACCGGGACTGAGGT
CTGCGCTTTTGCCTAGGATGCTGCGTAATGATCCAATACCGCCCGT

Isolation

Soil, Massachusetts

References

References and other information relating to this product are available online at www.atcc.org.

Biosafety Level: 1

Appropriate safety procedures should always be used with this material. Laboratory safety is discussed in the current publication of the *Biosafety in Microbiological and Biomedical Laboratories* from the U.S. Department of Health and Human Services Centers for Disease Control and Prevention and National Institutes for Health.

ATCC Warranty

The viability of ATCC® products is warranted for 30 days from the date of shipment, and is valid only if the product is stored and cultured according to the information included on this product information sheet. ATCC lists the media formulation that has been found to be effective for this strain. While other, unspecified media may also produce satisfactory results, a change in media or the absence of an additive from the ATCC recommended media may affect recovery, growth and/or function of this strain. If an alternative medium formulation is used, the ATCC warranty for viability is no longer valid.

Disclaimers

This product is intended for laboratory research purposes only. It is not intended for use in humans. While ATCC uses reasonable efforts to include accurate and up-to-date information on this product sheet, ATCC makes no warranties or representations as to its accuracy. Citations from scientific literature and patents are provided for informational purposes only. ATCC does not warrant that such information has been confirmed to be accurate.

This product is sent with the condition that you are responsible for its safe storage, handling, and use.

American Type Culture Collection
PO Box 1549
Manassas, VA 20108 USA
www.atcc.org

800.638.6597 or 703.365.2700
Fax: 703.365.2750
Email: Tech@atcc.org

Or contact your local distributor



Product Sheet

Candida parapolymorpha **(ATCC® 26012™)**


ATCC is not liable for any damages or injuries arising from receipt and/or use of this product. While reasonable effort is made to insure authenticity and reliability of strains on deposit, ATCC is not liable for damages arising from the misidentification or misrepresentation of cultures.

Please see the enclosed Material Transfer Agreement (MTA) for further details regarding the use of this product. The MTA is also available on our Web site at www.atcc.org


Additional information on this culture is available on the ATCC web site at www.atcc.org.

© ATCC 2014. All rights reserved. ATCC is a registered trademark of the American Type Culture Collection. [02/25]

Please read this FIRST



Storage Temp.
Frozen: -80°C or colder
Freeze-Dried: 2°C to 8°C
Live Culture: See Propagation Section



Biosafety Level
1

Intended Use

This product is intended for research use only. It is not intended for any animal or human therapeutic or diagnostic use.

Citation of Strain

If use of this culture results in a scientific publication, it should be cited in that manuscript in the following manner: *Candida parapolymorpha* (ATCC® 26012™)

American Type Culture Collection
PO Box 1549
Manassas, VA 20108 USA
www.atcc.org

800.638.6597 or 703.365.2700
Fax: 703.365.2750
Email: Tech@atcc.org

Or contact your local distributor