




Product Sheet

Mycoplasma hyopneumoniae (ATCC®) 25934™)

Please read this **FIRST**

Storage Temp.
Frozen: -80°C or colder
Freeze-Dried: 2°C to 8°C
Live Culture: See Propagation Section

 Biosafety Level
2

Intended Use

This product is intended for research use only. It is not intended for any animal or human therapeutic or diagnostic use.

Citation of Strain

If use of this culture results in a scientific publication, it should be cited in that manuscript in the following manner: *Mycoplasma hyopneumoniae* (ATCC® 25934™)

American Type Culture Collection
PO Box 1549
Manassas, VA 20108 USA
www.atcc.org

800.638.6597 or 703.365.2700
Fax: 703.365.2750
Email: Tech@atcc.org

Or contact your local distributor

Description

Designation: [NCTC 10110; J]

Deposited Name: *Mycoplasma suis pneumoniae* Goodwin et al.

Product Description: Type strain. Referred to as the type strain of *Mycoplasma suis pneumoniae*. Genome sequenced strain.

Propagation

Medium

ATCC® Medium 1699: Revised Mycoplasma medium

Growth Conditions

Temperature: 37°C

Atmosphere: Broth: Aerobic; Plates: 5% CO₂

Propagation Procedure

1. Follow instructions as suggested for the culturing of *Mollicutes*:

PROCEDURES FOR PROPAGATING *MOLLICUTES*:

- a. Open the vial according to the enclosed instructions.
 - b. Using a Pasteur or 1.0 mL pipette, withdraw approximately 0.5 to 1.0 mL from a single tube (5 to 6 mL) of Medium #1699. Rehydrate the entire pellet.
 - c. Aseptically transfer this aliquot back into the tube. Mix well.
 - d. Make serial dilutions by transferring 0.5 mL from the original tube to a tube containing 4.5 mL. Repeat process by transferring 0.5 mL from the second to a third tube, etc. Dilutions are important, not only for titration purposes, but also to keep culture in varying stages of growth. Many strains will die out rapidly once acid or alkaline conditions are reached. It is recommended to prepare several dilutions from the initial tube as the cryoprotectant used in the freeze-drying process often inhibits growth.
 - e. Use an uninoculated tube of broth to serve as a control.
 - f. Plates may be inoculated to check colonial morphology. You can also spot each dilution on the surface of plate (4 or more/plate) to determine the number of colony-forming units. However, not all strains do well on solid medium.
 - g. Incubate all tubes and plates under the recommended conditions and appropriate temperature. The time necessary for growth will vary from strain to strain. Growth on plates generally requires additional incubation.
 - h. Depending on the medium used, growth is indicated by increased turbidity, a color change, or both.
 - i. Tubes are incubated aerobically, plates are incubated under 5% CO₂ or in a candle jar. The incubation temperature is 37°C.
2. *Mycoplasma hyopneumoniae* strains are very slow growing and produce a flocculent turbidity. It may be necessary to hold tubes up to a light source to detect growth. Initial growth may take up to a week to be detected in first tubes. An indicator change from red to orange to yellow is very slow. The best indicator of growth will be the flocs in the broth medium. **The cells are best transferred when the medium is orange. After medium changes to yellow, cells have started to die.** Subsequent transfers usually grow in 48+ hours, but may take longer depending on size of inoculum.
 3. After broth growth is established, freshly inoculated plates will take three or more days to produce colonies. The colonies vary in size from tiny to small; rough with irregular margin. They do not exhibit the usual "fried egg" appearance.
 4. For long term storage of *Mycoplasma hyopneumoniae*, freeze-drying or freezing is recommended. Liquid nitrogen storage is the best method. Optimally grown cells are centrifuged at 9000 rpm for 30 minutes, the supernatant poured off, and the packed cells resuspended in a smaller amount of #1699 broth. To this, add an equal amount of sterile 20% glycerol as a cryoprotectant. This suspension is aliquoted into small plastic vials and stored at -70°C or below.

Notes

Store vials at freezer temperatures until ready to use.

We have found that using a candle jar for CO₂ conditions works better for those strains whose medium has an indicator present. CO₂ incubators may lower the pH of the medium enough to cause a color change. This change may make it difficult to observe growth with those strains that show little turbidity.

Purified genomic DNA of this strain is available as ATCC® 25934D™.




Product Sheet

Mycoplasma


hyopneumoniae (ATCC®)

25934™)

Please read this **FIRST**



Storage Temp.
Frozen: -80°C or colder
Freeze-Dried: 2°C to 8°C
Live Culture: See Propagation Section



Biosafety Level
2

Intended Use

This product is intended for research use only. It is not intended for any animal or human therapeutic or diagnostic use.

Citation of Strain

If use of this culture results in a scientific publication, it should be cited in that manuscript in the following manner: *Mycoplasma hyopneumoniae* (ATCC® 25934™)

Additional information on this culture is available on the ATCC® web site at www.atcc.org



References

References and other information relating to this product are available online at www.atcc.org.



Biosafety Level: 2

Appropriate safety procedures should always be used with this material. Laboratory safety is discussed in the current publication of the *Biosafety in Microbiological and Biomedical Laboratories* from the U.S. Department of Health and Human Services Centers for Disease Control and Prevention and National Institutes for Health.

ATCC Warranty

The viability of ATCC® products is warranted for 30 days from the date of shipment, and is valid only if the product is stored and cultured according to the information included on this product information sheet. ATCC lists the media formulation that has been found to be effective for this strain. While other, unspecified media may also produce satisfactory results, a change in media or the absence of an additive from the ATCC recommended media may affect recovery, growth and/or function of this strain. If an alternative medium formulation is used, the ATCC warranty for viability is no longer valid.

Disclaimers

This product is intended for laboratory research purposes only. It is not intended for use in humans.

While ATCC uses reasonable efforts to include accurate and up-to-date information on this product sheet, ATCC makes no warranties or representations as to its accuracy. Citations from scientific literature and patents are provided for informational purposes only. ATCC does not warrant that such information has been confirmed to be accurate.

This product is sent with the condition that you are responsible for its safe storage, handling, and use. ATCC is not liable for any damages or injuries arising from receipt and/or use of this product. While reasonable effort is made to insure authenticity and reliability of strains on deposit, ATCC is not liable for damages arising from the misidentification or misrepresentation of cultures.

Please see the enclosed Material Transfer Agreement (MTA) for further details regarding the use of this product. The MTA is also available on our Web site at www.atcc.org

Additional information on this culture is available on the ATCC web site at www.atcc.org.

© ATCC 2014. All rights reserved. ATCC is a registered trademark of the American Type Culture Collection. [04/11]

American Type Culture Collection
PO Box 1549
Manassas, VA 20108 USA
www.atcc.org

800.638.6597 or 703.365.2700
Fax: 703.365.2750
Email: Tech@atcc.org

Or contact your local distributor