





Product Sheet

Acholeplasma laidlawii (ATCC® 23206-TTR™)

Please read this FIRST



Storage Temp.
Frozen: -80°C or colder
Freeze-Dried: 2°C to 8°C
Live Culture: See Propagation Section



Biosafety Level
1

Intended Use

This product is intended for research use only. It is not intended for any animal or human therapeutic or diagnostic use.

Citation of Strain

If use of this culture results in a scientific publication, it should be cited in that manuscript in the following manner: *Acholeplasma laidlawii* (ATCC® 23206-TTR™)

American Type Culture Collection
PO Box 1549
Manassas, VA 20108 USA
www.atcc.org

800.638.6597 or 703.365.2700
Fax: 703.365.2750
Email: Tech@atcc.org

Or contact your local distributor

Description

Designation: PG8 [NCTC 10116, PG8; A]

Propagation

Medium

ATCC® Medium 243: Mycoplasma medium

Growth Conditions

Temperature: 37°C

Atmosphere: 5% CO₂

Propagation Procedure

1. Follow instructions as suggested for the culturing of *Mollicutes*:

PROCEDURES FOR PROPAGATING *MOLLICUTES*:

- a. Allow the vial to thaw on the bench top.
 - b. Using a Pasteur or 1.0 mL pipette, withdraw the entire contents of the vial.
 - c. Aseptically transfer this aliquot back into the maintenance media tube. Mix well.
 - d. Make serial dilutions by transferring 0.5 mL from the original tube to a tube containing 4.5 mL. Repeat process by transferring 0.5 mL from the second to a third tube, etc. Dilutions are important, not only for titration purposes, but also to keep culture in varying stages of growth. Many strains will die out rapidly once acid or alkaline conditions are reached. It is recommended to prepare several dilutions from the initial tube.
 - e. Use an uninoculated tube of broth to serve as a control.
 - f. Plates may be inoculated to check colony morphology. You can also spot each dilution on the surface of plate (4 or more/plate) to determine the number of colony-forming units. However, not all strains grow well on solid medium.
 - g. Incubate all tubes and plates under the recommended conditions and appropriate temperature. The time necessary for growth will vary from strain to strain. Growth on plates generally requires additional incubation.
 - h. Depending on the medium used, growth will be indicated by increased turbidity, a color change, or both.
2. Tubes may be incubated aerobically, but plates are incubated under 5% CO₂. The incubation temperature is 37°C.
 3. Turbidity appears in the first few dilution tubes within 24 to 48 hours. Additional incubation is required for colonies to appear on solid medium.
 4. Subsequent fresh transfers will grow more rapidly than the original culture. This strain produces good turbidity. Colonies on plates are visible to the naked eye after prolonged incubation.

Notes

Colonies on #243 agar are entire, circular, smooth, and have typical "fried-egg" morphology. Additional information on this culture is available on the ATCC® web site at www.atcc.org.

References

References and other information relating to this product are available online at www.atcc.org.

Biosafety Level: 1

Appropriate safety procedures should always be used with this material. Laboratory safety is discussed in the current publication of the *Biosafety in Microbiological and Biomedical Laboratories* from the U.S. Department of Health and Human Services Centers for Disease Control and Prevention and National Institutes for Health.

ATCC Warranty

The viability of ATCC® products is warranted for 30 days from the date of shipment, and is valid only if the product is stored and cultured according to the information included on this product information sheet. ATCC lists the media formulation that has been found to be effective for this strain. While other, unspecified media may also produce satisfactory results, a change in media or the absence of an additive from the ATCC




Product Sheet

Acholeplasma laidlawii (ATCC® 23206-TTR™)

Please read this FIRST



Storage Temp.
Frozen: -80°C or colder
Freeze-Dried: 2°C to 8°C
Live Culture: See Propagation Section



Biosafety Level
1

Intended Use

This product is intended for research use only. It is not intended for any animal or human therapeutic or diagnostic use.

Citation of Strain

If use of this culture results in a scientific publication, it should be cited in that manuscript in the following manner: *Acholeplasma laidlawii* (ATCC® 23206-TTR™)

recommended media may affect recovery, growth and/or function of this strain. If an alternative medium formulation is used, the ATCC warranty for viability is no longer valid.

Disclaimers

This product is intended for laboratory research purposes only. It is not intended for use in humans.

While ATCC uses reasonable efforts to include accurate and up-to-date information on this product sheet, ATCC makes no warranties or representations as to its accuracy. Citations from scientific literature and patents are provided for informational purposes only. ATCC does not warrant that such information has been confirmed to be accurate.

This product is sent with the condition that you are responsible for its safe storage, handling, and use. ATCC is not liable for any damages or injuries arising from receipt and/or use of this product. While reasonable effort is made to insure authenticity and reliability of strains on deposit, ATCC is not liable for damages arising from the misidentification or misrepresentation of cultures.

Please see the enclosed Material Transfer Agreement (MTA) for further details regarding the use of this product. The MTA is also available on our Web site at www.atcc.org

Additional information on this culture is available on the ATCC web site at www.atcc.org.

© ATCC 2014. All rights reserved. ATCC is a registered trademark of the American Type Culture Collection. [09/15]

American Type Culture Collection
PO Box 1549
Manassas, VA 20108 USA
www.atcc.org

800.638.6597 or 703.365.2700
Fax: 703.365.2750
Email: Tech@atcc.org

Or contact your local distributor